

OKLAHOMA SOONERS (6-2)

Head Coach: Lon Kruger
Record at OU: 117-59 (6th Year)



VS.



WICHITA STATE SHOCKERS (8-2)

Head Coach: Greg Marshall
Record at WSU: 238-87 (10th season)

Saturday, Dec. 10, 2016 ■ 3 p.m. CT ■ Oklahoma City, Okla. ■ Chesapeake Energy Arena (18,203) ■ TV: ESPN2 ■ Radio: Sooner Radio Network

OKLAHOMA SCHEDULE/RESULTS

N8	WASHBURN [EXH.]	W, 84-64
N13	NORTHWESTERN STATE	W, 97-61
N17	vs. Tulane#	W, 89-70
N18	vs. Northern Iowa#	L, 67-73 (OT)
N20	vs. Clemson#	W, 70-64
N25	ABILINE CHRISTIAN	W, 72-64
N29	NORTHERN COLORADO	W, 87-66
D3	at Wisconsin	L, 70-90
D7	ORAL ROBERTS	W, 92-66
D10	vs. Wichita State\$	3 p.m. ESPN2
D17	MEMPHIS	11:30 a.m. CBS
D21	vs. Auburn!	7:30 p.m. CBS Sports Net
D30	BAYLOR	6 p.m. ESPN2
J3	at TCU	8 p.m. ESPNU
J7	at Kansas State	2 p.m. ESPNEWS
J10	KANSAS	8 p.m. ESPN2
J14	TEXAS TECH	7:30 p.m. ESPNU
J18	at West Virginia	6 p.m. ESPN2
J21	IOWA STATE	1 p.m. ESPN/2
J23	at Texas	8 p.m. ESPN
J28	FLORIDA%	1 p.m. ESPN
J30	OKLAHOMA STATE	8 p.m. ESPN
F4	at Texas Tech	6 p.m. ESPNU
F8	WEST VIRGINIA	8 p.m. ESPN2
F11	at Iowa State	5 p.m. ESPN2
F14	TEXAS	8 p.m. ESPN2
F18	at Oklahoma State	7 p.m. ESPNU
F21	at Baylor	6 p.m. ESPN2
F25	KANSAS STATE	5 p.m. ESPN
F27	at Kansas	8 p.m. ESPN
M4	TCU	2 p.m. ESPNEWS
M8-11	Big 12 Championship ^	TBD TBD

All times Central and subject to change

Tire Pros Invitational (Orlando, Fla.)
\$ All-College Classic (Oklahoma City)
! Birthday of Basketball (Uncasville, Conn.)
% Big 12/SEC Challenge
^ Kansas City, Mo.

GETTING SOCIAL WITH THE #SOONERS

Twitter/Instagram.....@OU_MBBall
Facebook.....OU Mens Basketball
Snapchat.....OU_MBBall

OU ATHLETICS COMMUNICATIONS

Associate Director/MBB Contact.....Ben Coldagelli
Email.....bcoldagelli@ou.edu
Cell.....405-246-5663
Office.....405-325-7014

OKLAHOMA PROBABLE STARTERS

No.	Name	Position	Class	Height	Weight	Hometown (Last School)
10	Jordan Woodward	G	Sr.	6-0	187	Arcadia, Okla. (Edmond Memorial HS)
3	Christian James	G	So.	6-4	218	Houston, Texas (Bellaire HS)
1	Rashard Odomes	G	So.	6-6	212	Copperas Cove, Texas. (Copperas Cove HS)
21	Dante Buford	F	R-So.	6-7	221	Greenville, S.C. (Arlington Country Day School [Fla.])
12	Khadeem Lattin	F	Jr.	6-9	212	Houston, Texas (Redemption Christian Home School Aca.)

OKLAHOMA RESERVES

No.	Name	Position	Class	Height	Weight	Hometown (Last School)
40	Richard Anderson	G	Fr.	6-2	180	Midwest City, Okla. (Midwest City HS)
25	C.J. Cole	F	Sr.	6-7	245	Sperry, Okla. (Sperry HS)
11	Kristian Doolittle	F	Fr.	6-7	236	Edmond, Okla. (Edmond Memorial HS)
5	Matt Freeman	F	R-Fr.	6-10	224	Auckland, New Zealand (Westlake Boys HS)
22	Daniel Harper	G	Sr.	6-1	190	Norman, Okla. (Norman HS)
20	Kameron McGusty	G	Fr.	6-5	191	Katy, Texas (Sunrise Christian Academy [Kan.])
4	Jamuni McNeace	C	R-So.	6-10	215	Kankakee, Ill. (Allen HS)
15	Grant Quinn	G	Fr.	6-4	185	Argyle, Texas (Liberty Christian HS)
13	Jordan Shepard	G	Fr.	6-2	180	Asheville, N.C. (Asheville Christian HS)
0	Darrion Strong-Moore	G	Jr.	6-1	180	Chicago, Illinois (Coffeyville CC [Kan.])
30	Marshall Thorpe	F	R-Fr.	6-9	235	Tulsa, Okla. (Bishop Kelley HS)

OKLAHOMA STAFF

	Coach	Alma Mater	Year at OU
Head Coach:	Lon Kruger	Kansas State '75	Sixth
Associate Head Coach:	Chris Crutchfield	Nebraska-Omaha '92	Sixth
Assistant Coach:	Carlin Hartman	Tulane '94	First
Assistant Coach:	Kevin Kruger	Arizona State '06	First
Director of Operations:	Mike Shepherd	Kansas State '92	Sixth
Video Coordinator:	Will Saxon	Oklahoma '15	First
Athletics Trainer:	Alex Brown	Appalachian State '79	Thirtieth
Strength and Performance Coach:	Bryce Daub	Central Washington '08	Second

PRONUNCIATION GUIDE

Khadeem Lattin: kuh-DEEM LAT-tin

Rashard Odomes: ruh-SHARD

Jamuni McNeace: juh-MUN-ee mick-NEESE

Darrion Strong-Moore: DARE-ee-on

GAMEDAY STORYLINES

► Oklahoma owns a 13-5 record when playing at Chesapeake Energy Arena and is 4-0 in the **Lon Kruger** era. Under Kruger, the Sooners have won two All-College Classic games at 'The Peake' (2012 vs. Texas A&M, 2011 vs. Houston) and won first and second round 2016 NCAA Tournament games against CSU-Bakersfield and VCU.

► OU has benefited from a dramatic increase in scoring from starting guards **Christian James** and **Rashard Odomes**. After averaging 2.9 points per game in 2015-16, James is the second leading scorer for the Sooners through eight games, scoring 12.0 points per game on .522 shooting from the field and a Big 12-leading .615 from 3-point range. Tallying just 35 total points in 2015-16 (1.9 per game), Odomes has already doubled his total points output with 80 on the season (averaging 10.0 per game).

► Junior forward **Khadeem Lattin** enters Saturday boasting 2.1 blocks and 1.9 steals per game. A 2015-16 Big 12 All-Defensive Team selection, Lattin is the only Big 12 player ranked in the conference's top 10 for both blocks and steals. He has tallied multiple steals and multiple blocks in four of his last five games.

► The Sooners' four scholarship freshmen each scored eight or more points in Wednesday's win over Oral Roberts. **Kristian Doolittle**, **Matt Freeman**, **Kameron McGusty** and **Jordan Shepherd** have combined to average 23.0 points per contest in OU's first eight games.

**TONIGHT'S OPPONENT:
WICHITA STATE**

SERIES HISTORY

Games.....	5
Standing.....	OU leads 4-0
At Norman.....	OU leads 1-0
At Wichita.....	OU leads 3-1
At Neutral Site.....	0-0
Last Win.....	75-55 (12/21/74) in Norman
Last Home Win.....	75-55 (12/21/74)
Last Road Win.....	69-39 (1943)
Last Loss.....	75-55 (12/20/75) in Wichita
Last Home Loss.....	
Last Road Loss.....	75-55 (12/20/75)
Largest Margin of Victory.....	30, 69-39 (1943)
Largest Margin of Defeat.....	5, 60-65 (12/20/75)
Current Streak.....	WSU, 1 win

RECENT MEETINGS

Date	Location	Result	Score
12/20/75	Wichita	L	60-65
12/21/74	Norman	W	75-55
1943	Wichita	W	69-39
1937	Wichita	W	36-27
1936	Wichita	W	40-37

**NEXT OPPONENT:
MEMPHIS**


Date and Time.....	Dec. 17 at 11:30 a.m. CT
Site.....	Lloyd Noble Center, Norman, Okla.
TV.....	CBS
Memphis 2016-17 Record.....	6-2
Memphis Head Coach.....	Tubby Smith
Record at Memphis.....	6-2 (1st season)

MEMPHIS SERIES HISTORY

Games.....	7
Standing.....	Memphis leads 6-1
At Norman.....	Memphis leads 1-0
At Memphis.....	Memphis leads 2-1
At Neutral Site.....	Memphis leads 3-0
Last Win.....	84-78 (11/17/15) in Memphis
Last Home Win.....	
Last Road Win.....	84-78 (11/17/15)
Last Loss.....	53-63 (11/15/07)
Last Home Loss.....	78-80 (12/13/97)
Last Road Loss.....	47-61 (12/23/96)
Largest Margin of Victory.....	6, 84-78 (11/17/15)
Largest Margin of Defeat.....	14, 47-61 (12/23/96)
Current Streak.....	OU, 1 win

RECENT MEETINGS

Date	Location	Result	Score
11/17/15	Memphis	W	84-78
11/15/07	New York, N.Y.	L	53-63
11/20/06	Lahaina, Hawaii	L	65-77
12/13/97	Norman	L	78-80
12/23/96	Memphis	L	47-61

GAME OVERVIEW

Oklahoma (6-2) heads 23 miles north to downtown Oklahoma City for the 2016 All-College Classic at Chesapeake Energy Arena. The Sooners will face Wichita State (8-2) in the first meeting between the two schools in over 40 years. Played in Oklahoma City since 1935, the All-College Classic is considered the nation's oldest college basketball tournament still in competition (now featured as a single-game showcase). OU has won four of its last five games while the Shockers' lone two losses have come to Louisville and Michigan State. The matchup will tip off at 3 p.m. CT and air on the Sooner Radio Network (KRXX 107.7 FM "The Franchise" in Oklahoma City; KTBZ 1430 AM in Tulsa) with **Toby Rowland** and **Kevin Henry** announcing. The game will be televised nationally on ESPN2 with **Rich Hollenberg** and **Mark Adams** calling the action.

STATS COMPARISON

CATEGORY		
Overall Record	6-2	8-2
Points Per Game	80.5	82.3
Opp. Points Per Game	69.2	58.1
Rebounds Per Game	39.1	43.3
Rebounding Margin	+4.3	+10.9
Field Goal Pct.	.486	.465
Opp. Field Goal Pct.	.398	.351
3-Point Pct.	.419	.389
Opp. 3-Point Pct.	.369	.292
Free Throw Pct.	.689	.711
Assists Per Game	14.4	17.0
Turnovers Per Game	15.5	11.9
Blocked Shots Per Game	5.1	2.9
Steals Per Game	9.3	7.8

OKLAHOMA VS. WICHITA STATE SERIES HISTORY

► The Sooners own a 4-1 all-time record against the Shockers, with their sole loss coming in the most recent meeting (Dec. 20, 1975). Oklahoma won the lone game played in Norman in 1974.

► The Sooners are 30-19 all-time against current Missouri Valley Conference schools. OU has played in only one previous contest against a MVC school under Kruger, falling to Northern Iowa in overtime, 73-67, earlier this season in the semifinals of the Tire Pros Invitational in Orlando, Fla.

OKLAHOMA'S LAST TIME OUT...

Oklahoma 92, Oral Roberts 66 ■ Wednesday, Dec. 7 ■ Lloyd Noble Center ■ Norman, Okla.

Score by periods	1st	2nd	Total
Oral Roberts	27	39	66
Oklahoma	43	49	92

GAME LEADERS	OKLAHOMA	ORAL ROBERTS
Points	James, 17	Two Players, 19
Rebounds	Thee Players, 4	Miller, 6
Assists	Shepherd, 4	Bradley, 6

► Oklahoma (6-2) used one of its best defensive performances of the season to roll past Oral Roberts (1-8), 92-66, on Wednesday at Lloyd Noble Center. OU tied a Kruger era record with 16 steals while forcing 20 ORU turnovers and scoring a season-best 30 points off Golden Eagle miscues. The Sooners last swiped 16 steals against Sacramento State on Dec. 2, 2012.

► The Sooners improved to 15-2 all-time against in-state foe Oral Roberts. Oklahoma has won 15 consecutive games against the Golden Eagles.

► The Sooners bounced back after a road loss to No. 17/17 Wisconsin on Saturday. Since 2013, Oklahoma is 24-5 in games after a loss.

► Oklahoma put together its best free throw shooting game of the season, making 15-of-16 (.938) foul shots. OU's free throw percentage was its highest mark since going 34-for-34 against Iowa State on Mar. 2, 2013.

► Sophomore guard Christian James shot 3-of-4 from 3-point range en route a career-high-tying 17 points with four rebounds and a career-best four steals. Sophomore guard Rashard Odomes notched 12 points with three rebounds and three assists.

NEXT UP: MEMPHIS

► For just the second time in program history, Oklahoma welcomes the Memphis Tigers to the Lloyd Noble Center on Saturday, Dec. 17. OU and Memphis will tip at 11:30 a.m. CT on CBS.

► The Tigers own a 6-1 all-time record against the Sooners, winning the sole previous meeting in Norman, 80-78, on Dec. 13, 1997.

► The Sooners opened the 2015-16 season with their first-ever win against the Tigers at FedEx Forum in Memphis. The 84-78 victory was fueled by a 30-point performance from Buddy Hield. Jordan Woodard added 15 points, nine rebounds and seven assists.

► Saturday's game will be televised nationally on CBS. The Sooners have not hosted a CBS game at the Lloyd Noble Center since Jan. 22, 2005 vs. Texas.

► Tubby Smith is in his first year as the head coach of the Tigers after three seasons at the helm of Texas Tech. The Sooners were 4-2 against the Red Raiders during Smith's tenure in Lubbock.

BIG 12 STANDINGS

Through Dec. 8

Team	Big 12			Overall		
	W	L	Pct.	W	L	Pct.
Baylor	0	0	.000	8	0	1.000
Kansas	0	0	.000	8	1	.889
Kansas State	0	0	.000	8	1	.889
TCU	0	0	.000	8	1	.889
Texas Tech	0	0	.000	8	1	.889
West Virginia	0	0	.000	7	1	.875
Oklahoma	0	0	.000	6	2	.750
Oklahoma State	0	0	.000	6	2	.750
Iowa State	0	0	.000	6	3	.667
Texas	0	0	.000	4	4	.500


OKLAHOMA QUICK FACTS
Official Name: University of Oklahoma

Location: Norman, Okla.

Founded: 1890

Enrollment: 30,813

Nickname: Sooners

Colors: Crimson and Cream

President: David L. Boren

Athletics Director: Joe Castiglione

Arena: Lloyd Noble Center (11,562)

First Year of Basketball: 1907-08

NCAA Tournament Appearances: 30 (41-30)

NIT Appearances: 7 (10-7)

All-Time Record: 1,623-1,035 (.611)

Regular Season Conference Championships:

14 (1928, 1929, 1939, 1940, 1942, 1944, 1947, 1949, 1979, 1984, 1985, 1988, 1989, 2005)

Conference Tournament Championships: 7
(1979, 1985, 1988, 1990, 2001, 2002, 2003)

Head Coach: Lon Kruger (Kansas State '75)

Career Record: 590-361 (30 years)

Oklahoma Record: 111-57 (5 years)

NCAA Appearances: 17 (most recent 2016)

NIT Appearances: 4 (most recent 2009)

Assistant Coaches: Chris Crutchfield (Nebraska-Omaha '92), Carlin Hartman (Tulane '94), Kevin Kruger (Arizona State '06)

Director of Operations: Mike Shepherd
(Kansas State '92)

Video Coordinator: Will Saxon

Athletic Trainer: Alex Brown

Strength and Conditioning: Bryce Daub

Team Physician: Dr. Brock Schnebel

Equipment Manager: Marco Griego

Graduate Assistant Managers: Will Bryson, Byron Peak

Official Website: SoonerSports.com

KRUGER KEEPS BUILDING

Lon Kruger has made his mark in college basketball as one of – if not the best – program rebuilders. Want proof? Look no further than what he's done with Oklahoma.

► In the two seasons before his hiring, the Sooners went 27-36 (.429) – capped by a 10th-place finish in the Big 12 in 2010-11. Since being brought on in 2011, Kruger has led the program to a 117-59 (.662) record, including a 102-43 (.704) mark over the past five seasons.

► Kruger's OU teams keep improving and have surpassed their win total from each subsequent season, with the 2015-16 squad finishing with a 29-8 record and making a trip to the Final Four. Before his arrival at OU, the Sooners had previously not been to the postseason since 2009 when they advanced to the NCAA Elite Eight.

► In five full seasons at Oklahoma, Kruger has produced four NCAA Tournament appearances, three top-three finishes in the Big 12, a national player of the year in Buddy Hield and a trip to the 2016 Final Four. Oklahoma was ranked in the top 10 of the AP Top 25 poll for every week of the 2015-16 season and made its first appearance as the poll's No. 1 team for the first time in more than 25 years.

► With 111 wins in his first five seasons at OU, Kruger owns the second most victories in the first five seasons of coaching the Sooners. Only Billy Tubbs accumulated more wins (115) in his first five years at OU. Kruger is the first coach in OU history to win six NCAA tournament games within his first five seasons.

► Boasting 596 career victories, Kruger ranks 10th in Division 1 wins among active coaches and 35th overall in NCAA Division I history.

WATCHING WOODARD

► Senior guard **Jordan Woodard** enters Saturday's game with 113 consecutive collegiate starts, the second most among current NCAA Division I players. Woodard is one of just four players in NCAA Division I to hold a current starting streak of at least 108 games.

► A 2015-16 All-Big 12 honorable mention selection, Woodard was the team's second-leading scorer last season with averages of 13.0 points (10th in Big 12), 3.4 assists (9th), 3.0 rebounds and 1.6 steals (5th) in 29.8 minutes. The Big 12 coaches voted Woodard a preseason All-Big 12 Honorable Mention selection ahead of the 2016-17 season.

► Woodard has seen remarkable development from season to season – particularly from behind the 3-point arc. After shooting 17-for-67 (.254) from 3-point range in 2014-15, Woodard sunk 80 treys on 176 attempts (.455) his junior year to finish second in the Big 12 in 3-point shooting.

► In addition to his refined shooting abilities, Woodard boasts a career assist-to-turnover ratio of 1.9. His 3.4 assists per game in 2015-16 ranked ninth in the Big 12 while he limited himself to 60 total turnovers on the season. He was one of just five Big 12 players to dish out at least 120 assists while maintaining an assist-to-turnover ratio of under 2.0.

► With three-plus seasons of experience in the Sooner starting lineup under his belt, Woodard has already made a dent in the OU record book. He ranks in the top 10 of four statistical categories in the OU record book (free throws, free throw percentage, assists, steals) and is 23rd on OU's all-time scoring list.

► By making a pair of free throws on Dec. 7 against Oral Roberts, Woodard brought his career total to 400 made foul shots. With a career free throw percentage of .803, Woodard is just the seventh Sooner in program history to sink 400 career free throws. No Sooner has ever finished his collegiate career with over 400 made free throws at a rate of over .800.

CAREER DIVISION I WINS

31. Billy Tubbs	609
32. Bill Self	600
33. Slats Gill	599
34. Tom Davis	597
35. Lon Kruger.....	596

CURRENT STARTING STREAKS IN NCAA DI

PLAYER	SCHOOL	CONSECUTIVE STARTS
Alec Peters	Valparaiso	114
Jordan Woodard	Oklahoma	113
Dallas Moore	North Florida	111
Sindarius Thornwell	South Carolina	108

WOODARD'S REMARKABLE IMPROVEMENT

SEASON	PPG	FG%	3FG%	3FGM
2014-15	9.3	.361	.254	17
2015-16	11.1	.416	.455	80
2016-17	15.8	.423	.419	18

WOODARD IN THE OU RECORD BOOKS
Points

21. Cameron Clark	1,284
22. Blake Griffin	1,278
23. Jordan Woodard	1,274

Free Throws

6. Les Lane	418
7. Tim McCalister	414
8. Jordan Woodard	400

Steals

8. Brent Price	177
9. Buddy Hield	168
10. Jordan Woodard	166

Assists

6. Hollis Price	462
7. Jan Pannell	449
8. Jordan Woodard	441

Free Throw Percent (min 175 att)

6. David Little822
7. Nolan Johnson814
8. Jordan Woodard803

WHERE OKLAHOMA RANKS...

Through Dec. 8

Offensive Stats	Big 12	NCAA
Points	80.5	6
Rebounds	39.1	5
Assists	14.4	8
FG %	.486	4
3FG%	.419	2
FT%	.689	4
Turnovers	15.5	10

Defensive Stats	Big 12	NCAA
Points Allowed	69.2	9
Opp. FG%	.398	7
Opp. 3FG%	.369	8
Steals	9.3	3
Blocks	5.1	3
Opp. Turnovers	15.5	6

WHERE THE SOONERS RANK IN THE BIG 12

Through Dec. 8

Scoring

5. Jordan Woodard.....	15.8
18. Christian James	12.0

Rebounding

10. Khadeem Lattin	6.4
17. Kristian Doolittle	5.5

Assists

10. Jordan Woodard.....	3.9
-------------------------	-----

Steals

4. Jordan Woodard.....	2.3
6. Khadeem Lattin	1.9

Blocks

4. Khadeem Lattin	2.1
7. Jamuni McNeace.....	1.6

Field Goal Percentage

7. Christian James522
--------------------------	------

3-Point Field Goal Percentage

1. Christian James615
10. Jordan Woodard.....	.419

Free Throw Percentage

2. Kristian Doolittle840
5. Khadeem Lattin794
9. Jordan Woodard.....	.788

3-Point Field Goals Made

4. Jordan Woodard.....	2.3
8. Christian James	2.0

Offensive Rebounds

6. Khadeem Lattin	2.5
12. Kristian Doolittle	2.0

Defensive Rebounds

10. Jordan Woodard.....	4.4
-------------------------	-----

LATTIN BLOCK PARTY

► Junior forward **Khadeem Lattin** has already proven himself as one of the top shot blockers in Oklahoma program history. After just 79 career games for the Sooners, Lattin ranks fifth in the OU record book in career blocks with 125.

► Owning a 7-foot-2 wingspan, Lattin averaged a Big 12-best 2.1 blocks per game in 2015-16, including 2.7 rejections in conference play. His efforts did not go unnoticed throughout the league, as he was voted to the Big 12 All-Defensive Team by conference coaches.

► His 77 total blocks in 2015-16 ranked 17th in the nation and fifth among players at Power Five schools. The forward registered at least six blocks on five occasions, including a career-best eight blocked shots vs. Texas Tech on Jan. 26.

► Lattin is off to another solid start on the defensive end in 2016-17, registering 17 blocks in eight games. His 2.1 blocks per game ranks fourth in the Big 12. He's also tallied 15 steals this season, compared to his total of 32 in 36 games last season.

► On the offensive end, Lattin has seen much improved production. After averaging 5.6 points on .557 shooting in 2015-16, Lattin boasts a 2016-17 average of 10.9 points on a .577 field goal percentage.

THERE'S NO PLACE LIKE HOME

It's known as the house Alvan Adams built and Wayman Tisdale filled. It's also where Billy Tubbs resurrected Oklahoma basketball, where Blake Griffin flew high and where Buddy Hield became Buddy Buckets. Now, Lon Kruger is continuing the remarkable run of Sooner success inside the Lloyd Noble Center.

► Oklahoma has gone 58-7 (.892) at home in the past five years, including 32-2 (.941) in the last three seasons. Overall, the Sooners are 69-12 (.852) at the LNC in the Kruger era.

► The Sooners have won 437 of their last 503 home encounters, good for a remarkable .869 winning percentage. Included in the stretch was a school-record 51-game winning streak (ended in 1990-91). The Sooners also recorded a Big 12 Conference-record 37-game home court winning streak (ended in 2003).

► OU is 13-6 at home against AP Top 25 opponents in the Kruger era and has won 12 of the last 14 such contests.

► Oklahoma has won 126 of its last 131 non-conference games at LNC, including 60 of its last 62. The Sooners are 34-2 at home against non-conference opponents under Kruger.

► Overall, the Sooners own a 532-93 (.850) record in the LNC since the building opened in 1975.

► Student interest in OU basketball has continued to grow through Kruger's tenure. Student attendance has increased by more than 100 percent from Kruger's first season (2011-12). This year, OU student season tickets sold out in less than 24 hours – the fastest rate in the OU era.

IT'S NOT WHERE YOU START...

For the first time since 2013, the Sooners will start the season unranked in both the AP and Coaches preseason polls. Oklahoma was also voted sixth in the Big 12 Conference's preseason poll – it's lowest preseason projection since 2012. Despite the preseason rankings, OU looks to continue an upward trend of surpassing expectations under Kruger.

► Oklahoma has finished as well or better than predicted in four of the five seasons under Kruger. In the only exception (2015-16), the Sooners were picked to finish second in the Big 12. While OU ended the 2015-16 regular season with the third best record in the Big 12, the Sooners advanced to the 2016 Final Four – the deepest NCAA Tournament run by a Big 12 team that season.

► The Sooners have also finished the past three seasons with a better ranking in the final AP and Coaches Polls compared to where each poll had pegged them at the start of the year.

► Prior to the 2016 AP preseason poll, the Sooners had received a Top-25 ranking for 36 consecutive weeks. Oklahoma has been ranked in the top 25 in 44 of the past 52 AP polls.

OU'S CAREER BLOCKED SHOTS LEADERS

1. Al Beal.....	230
2. Stacey King	228
3. Wayman Tisdale.....	209
4. Johnnie Gilbert.....	132
5. Khadeem Lattin	125

SOONERS VS. EXPECTATIONS UNDER LON KRUGER

Year	Big 12		AP Poll		Coaches Poll	
	Preseason	Finished	Preseason	Finished	Preseason	Finished
2011-12	9	8	--	--	--	--
2012-13	7	4	--	--	--	--
2013-14	5	2	--	21	--	27
2014-15	3	3	19	13	19	13
2015-16	2	3	8	7	8	4

OKLAHOMA IN THE LON KRUGER ERA

SINCE LON KRUGER WAS HIRED ON APRIL 1, 2011

Overall Record.....	117-59
Home.....	69-12
Road.....	23-32
Neutral.....	25-15
Record in Big 12 Regular Season Play.....	52-38
Home.....	35-10
Road.....	17-28
Record vs. Non-Conference Opponents.....	63-16
Home.....	34-2
Road.....	5-4
Neutral.....	24-10
vs. AP Top 25.....	24-30
Home.....	14-5
Road.....	5-17
Neutral.....	5-8
vs. AP Top 15.....	15-16
Home.....	8-4
Road.....	4-7
Neutral.....	3-5
vs. AP Top 10.....	8-13
Home.....	4-4
Road.....	2-5
Neutral.....	2-4
vs. AP Top 5.....	2-7
Home.....	1-2
Road.....	0-3
Neutral.....	1-2
vs. AP Ranked Big 12 Opponents.....	20-23
Home.....	14-5
Road.....	5-16
Neutral.....	1-2
vs. AP Ranked Non-Conference Opponents.....	4-7
Home.....	0-0
Road.....	0-1
Neutral.....	4-6
Both OU and Opponent are Ranked.....	18-14
Home.....	10-1
Road.....	4-8
Neutral.....	4-5

TEAM HIGHS IN THE LON KRUGER ERA

Points.....	111 vs. Central Arkansas, 12/3/15
FG Made.....	39 vs. Iowa State, 2/9/15
FG Attempted.....	88 vs. Kansas, 1/4/16
FG Percentage.....	.620 (31-50) vs. Baylor, 1/23/16
3FG Made.....	17 vs. Iowa State, 1/18/16
3FG Attempted.....	35 vs. Baylor, 3/13/14
3FG Percentage.....	.615 (8-13) vs. Okla. State, 1/12/13
FT Made.....	39 vs. Baylor, 2/23/13
FT Attempted.....	48 vs. Tulsa, 12/14/13
FT Percentage.....	1.000 (34-34) vs. Iowa State, 3/2/13
Total Rebounds.....	63 vs. S.C. State, 12/21/12
Assists.....	29 vs. Baylor, 1/23/16
Steals.....	16, Twice, Last: vs. Oral Roberts, 12/7/16
Blocks.....	14 vs. Texas Tech, 1/26/16
Opponent Turnovers.....	23 by Weber State, 12/22/14

PLAYER HIGHS IN THE LON KRUGER ERA

Points.....	46, Buddy Hield vs. Kansas, 1/4/16
Rebounds.....	18, Ryan Spangler vs. Kansas, 1/4/16
Assists.....	18, Romero Osby vs. S.C. State, 12/21/11
Assists ..	12, Jordan Woodard vs. UT Arlington, 12/17/13

SOONER TIP-INS

► **DECEMBER AWAITS:** After going 5-1 in November, the Sooners are in the heart of a challenging December schedule. Already having faced No. 17/17 Wisconsin (Dec. 3) and Oral Roberts (Dec. 7) the Sooners close out the month against competitive programs Wichita State (Dec. 10), Memphis (Dec. 17), Auburn (Dec. 21) and No. 4/6 Baylor (Dec. 30). Over the past decade, OU's six December opponents combine to boast 30 NCAA Tournament appearances, 14 trips to the Sweet 16 and four Final Fours.

► **FROM DEEP...** After a prolific season of 3-point shooting in 2015-16 that included hitting a program-record 382-of-906 (.422) shots from behind the arc, the Sooners are off to another hot start from deep. Oklahoma ranks 13th nationally and second in the Big 12 in 3-point field goal percentage (.419), sinking an average of 7.8 treys per game. OU has been paced by **Jordan Woodard** (18 made 3-pointers) and **Christian James** (16 made 3-pointers). James currently leads the Big 12 by shooting his 3-point attempts at a 61.5 percent clip.

► **...AND FROM DOWN LOW:** The Sooners are looking for increased production in the paint. After just one game of scoring over 50 points in the paint in 2015-16, Oklahoma has already had two games of 52 points in the paint this year. The Sooners are averaging 33.8 points in the paint per game (averaged 28.2 in 2015-16).

► **SWITCHING IT UP:** After five games of using the same starting lineup, head coach **Lon Kruger** swapped **Kristian Doolittle** for **Matt Freeman** at the forward position. It was the first time since February of 2013 that Kruger has adjusted a starting lineup during the season. **Dante Buford** received the start at the forward position in OU's most recent game (Dec. 7 vs. Oral Roberts).

► **BULLDOGS BACK TOGETHER:** Oklahoma's starting lineup in the first five games included freshman forward **Kristian Doolittle**, the first freshman to start for the Sooners since **Jordan Woodard** in the 2013-14 season. Doolittle finished his debut with five points and three rebounds in 19 minutes. Doolittle and Woodard played together for one season at Edmond Memorial High School (Edmond, Okla.), winning the Oklahoma 6A title. The duo is the first pair of former high school teammates to start in a game for the Sooners since **Blake and Taylor Griffin** (Oklahoma Christian School in Edmond, Okla.) in 2008-09.

► **LATTIN NAMED TO OVERSIGHT COMMITTEE:** Sooner forward **Khadeem Lattin** was recently named to the NCAA Division I Men's Basketball Oversight Committee. One of two student-athletes on the 16-person committee, Lattin will serve as a non-voting member in a two-year term that begins immediately. The Men's Basketball Oversight Committee ensures that appropriate oversight of men's basketball is maintained, enhances the development and public perception of the sport and make recommendations related to regular-season and postseason men's basketball. The committee is tasked with prioritizing enhancement of the student-athlete educational experience (academically and athletically), and in doing so, promote student-athletes' personal growth and leadership development.

RESULTS AND GAME LEADERS

Date	Opponent	W/L	Score	Margin	Attend.	Points Leader	Rebounds Leader	Assists Leader
11/13	Northwestern State	W	97-61	+36	8,456	Lattin - 19	Lattin - 11	Odomes - 5
11/17	vs. Tulane#	W	89-70	+19	1,991	Woodard - 22	Doolittle - 12	Woodard - 7
11/18	vs. Northern Iowa#	L	67-73 (OT)	-6	902	Doolittle, Woodard - 13	James, Odomes - 7	Odomes - 3
11/20	vs. Clemson#	W	70-64	+6	2,016	Woodard - 21	Doolittle - 7	Woodard - 9
11/25	Abilene Christian	W	72-64	+8	9,303	Woodard - 16	Lattin - 9	McGusty - 3
11/29	Northern Colorado	W	87-66	+21	7,579	Doolittle - 17	Woodard - 9	Woodard - 7
12/3	at Wisconsin (17)	L	70-90	-20	17,278	Odomes - 17	Lattin - 7	Four Players - 1
12/7	Oral Roberts	W	92-66	+26	8,034	James - 17	Three Players - 4	Shepherd - 4

POINTS, REBOUNDS AND ASSISTS

Date	Opponent	0 STRONG-MOORE	1 ODOMES	3 JAMES	4 MCNEACE	5 FREEMAN	10 WOODARD	11 DOOLITTLE	12 LATTIN	13 SHEPHERD	15 QUINN	20 MCGUSTY	21 BUFORD	22 HARPER	25 COLE	30 THORPE	40 ANDERSON
11/13	Northwestern State	9-0-3	4-3-5	12-3-3	6-6-0	15-1-0	16-5-3	5-3-1	19-11-0	8-1-2	DNP	3-1-0	DNP	0-1-1	0-2-1	0-0-0	0-0-0
11/17	vs. Tulane#	4-0-3	15-4-1	12-4-4	6-9-0	6-2-0	22-6-7	8-12-0	10-4-2	2-0-2	DNP	4-2-2	DNP	DNP	DNP	DNP	DNP
11/18	vs. Northern Iowa#	0-1-1	11-7-3	9-7-2	2-4-0	3-2-2	13-4-2	13-5-2	11-6-0	0-0-1	DNP	3-1-0	DNP	DNP	2-1-0	DNP	DNP
11/20	vs. Clemson#	6-2-3	0-1-1	17-3-1	0-3-0	0-4-1	21-5-9	2-7-3	10-4-1	0-0-1	DNP	14-1-0	0-0-0	DNP	0-0-0	DNP	DNP
11/25	Abilene Christian	5-2-1	13-3-0	4-1-2	5-6-0	5-4-0	16-4-0	9-5-0	9-9-0	0-0-0	DNP	6-2-3	0-0-0	DNP	DNP	DNP	DNP
11/29	Northern Colorado	2-1-1	8-2-1	14-7-1	3-7-0	0-2-0	14-9-7	17-5-0	10-6-0	5-0-1	DNP	6-3-1	8-1-1	DNP	0-0-0	DNP	DNP
12/3	at Wisconsin (17)	7-0-1	17-1-1	11-4-1	0-2-0	0-2-0	9-5-1	4-3-0	9-7-0	0-0-0	DNP	11-1-0	2-1-0	DNP	0-0-0	DNP	DNP
12/7	Oral Roberts	3-1-3	12-3-3	17-4-1	2-0-1	9-3-0	15-3-2	9-4-1	9-4-2	9-2-4	DNP	8-3-2	0-3-0	DNP	0-0-0	0-3-0	0-0-0

GAME-BY-GAME TEAM STATS

		FG-A	Pct.	3FG-A	Pct.	FT-A	Pct.	O-D-T	PF	A	TO	B	S	1	2	OT	TP
11/13	Northwestern State	21-64	.328	4-15	.267	15-25	.600	16-16-32	15	11	17	0	8	27	34	-	61
	at Oklahoma	37-63	.587	9-18	.500	14-23	.609	13-28-41	22	19	14	7	7	46	51	-	97
11/17	vs. Tulane#	25-60	.417	11-22	.500	9-17	.529	6-25-31	25	16	15	9	5	35	35	-	70
	Oklahoma	32-62	.516	8-17	.471	17-28	.607	12-34-46	19	21	14	1	7	38	51	-	89
11/18	vs. Northern Iowa#	24-60	.400	12-31	.368	13-16	.813	5-27-32	18	12	13	6	10	18	41	14	73
	Oklahoma	21-56	.375	7-19	.368	18-22	.818	11-31-42	22	13	24	6	9	31	28	8	67
11/20	vs. Clemson#	21-68	.309	7-24	.292	15-21	.714	23-24-47	11	13	17	2	5	23	41	-	64
	Oklahoma	27-57	.474	10-20	.500	6-7	.857	5-28-33	23	20	13	7	9	35	35	-	70
11/25	Abilene Christian	24-57	.421	7-22	.318	9-19	.474	10-32-42	32	6	22	4	13	30	34	-	64
	at Oklahoma	20-55	.364	3-14	.214	29-46	.630	12-28-40	17	6	14	5	14	26	46	-	72
11/29	Northern Colorado	26-71	.366	10-33	.303	4-7	.571	13-22-35	16	14	15	0	11	34	32	-	66
	at Oklahoma	34-63	.540	8-23	.348	11-21	.524	13-32-45	13	13	16	9	11	40	47	-	87
12/3	at Wisconsin (17)	33-63	.524	12-27	.444	12-20	.600	10-21-31	14	15	5	4	5	37	53	-	90
	Oklahoma	25-51	.490	6-14	.429	14-17	.824	6-23-29	20	4	16	3	1	40	30	-	70
12/7	Oral Roberts	25-57	.439	10-24	.417	6-12	.500	7-22-29	11	12	20	1	6	27	39	-	66
	at Oklahoma	33-64	.516	11-23	.478	15-16	.938	9-28-37	12	19	13	3	16	43	49	-	92

HOW THE SOONERS SCORED

Date	Opponent	Points scored in...				Points scored from...						Points scored by...	
		1st Half	2nd Half	OT	Total	In the Paint	2-Pointers	3-Pointers	Free Throws	Fast Break	Off Turnovers	Starters	Bench
11/13	Northwestern State	46	51	-	97	52	56 (28-45)	27 (9-18)	14 (14-23)	16	13	46	41
11/17	vs. Tulane#	38	51	-	89	40	48 (24-45)	24 (8-17)	17 (17-28)	6	21	67	22
11/18	vs. Northern Iowa#	31	28	8	67	22	28 (14-37)	21 (7-19)	18 (18-22)	4	13	57	10
11/20	vs. Clemson#	35	35	-	70	22	34 (17-37)	30 (10-20)	6 (6-7)	10	25	50	20
11/25	Abilene Christian	26	46	-	72	28	34 (17-41)	9 (3-14)	29 (29-46)	0	20	51	21
11/29	Northern Colorado	40	47	-	87	52	52 (26-40)	24 (8-23)	11 (11-21)	16	17	46	41
12/3	at Wisconsin (17)	40	30	-	70	24	38 (19-37)	18 (6-14)	14 (14-17)	6	4	46	24
12/7	Oral Roberts	43	49	-	92	30	44 (22-41)	33 (11-23)	15 (15-16)	8	30	53	39
	Season Averages	37.4	42.1	8.0	80.5	33.8	41.8 (.517)	23.3 (.419)	15.5 (.689)	8.3	17.9	52.0	27.3

Tire Pros Invitational (Orlando, Fla.)

DOUBLE-DIGIT PERFORMANCES AND GAME LEADERS

	10+ POINTS	20+ POINTS	30+ POINTS	10+ REBOUNDS	10+ ASSISTS	DOUBLE-DOUBLES	LED OU IN...		
							POINTS	REBOUNDS	ASSISTS
Richard Anderson	-	-	-	-	-	-	-	-	-
Dante Buford	-	-	-	-	-	-	-	-	-
C.J. Cole	-	-	-	-	-	-	-	-	-
Kristian Doolittle	2	-	-	1	-	-	1	3	-
Matt Freeman	1	-	-	-	-	-	-	-	-
Daniel Harper	-	-	-	-	-	-	-	-	-
Christian James	6	-	-	-	-	-	1	2	1
Khadeem Lattin	5	-	-	1	-	1	3	3	-
Kameron McGusty	2	-	-	-	-	-	-	-	2
Jamuni McNeace	-	-	-	-	-	-	-	-	-
Grant Quinn	-	-	-	-	-	-	-	-	-
Rashard Odomes	5	-	-	-	-	-	1	1	3
Jordan Shepard	-	-	-	-	-	-	-	-	1
Darrion Strong-Moore	-	-	-	-	-	-	-	-	1
Marshall Thorpe	-	-	-	-	-	-	-	-	-
Jordan Woodard	7	2	-	-	-	-	4	1	4

GAME MARGINS

	1	2	3	4	5	6	7	8	9	10	11	12	13	14	15	16+	OU IN GAMES DECIDED BY ...	
Wins by...	-	-	-	-	-	1	-	1	-	-	-	-	-	-	-	4	5 points or less	0-0
Losses by...	-	-	-	-	-	-	1	-	-	-	-	-	-	-	-	1	6-10 points	2-1
																	11-19 points	1-0
																	20 or more points.....	3-1

LEADS AND DEFICITS

Largest lead.....	40 (96-56), vs. Northwestern State, 11/13	Largest halftime deficit in a win..	4 (30-26), vs. Abilene Christian, 11/25
Largest deficit.....	20 (90-70), at Wisconsin, 12/3	Largest deficit in a win	10 (15-5), vs. Abilene Christian, 11/25
Largest halftime lead	19 (46-27), vs. Northwestern State, 11/13	Largest winning margin.....	36 (97-61), vs. Northwestern State, 11/13
Largest halftime deficit	4 (30-26), vs. Abilene Christian, 11/25	Largest losing margin	20 (90-70), at Wisconsin, 12/3

OU'S RECORD WHEN...

Home	4-0	Same 3-point field goals	0-0
Road.....	0-1	Bench outscores or ties opponent bench.....	5-1
Neutral Site	2-1	Bench outscored by opponent bench	1-1
Overtime.....	0-1	More or same points in the paint.....	4-2
Big 12 Conference Games.....	0-0	Fewer points in the paint	2-0
Non-Conference Games	6-2	More or same fast break points	5-2
vs. AP Top 25 opponents	0-1	Fewer fast break points.....	1-0
vs. Power Five school (Big 12, Big 10, Pac 12, SEC, ACC)	1-1	More or same second chance points.....	5-1
vs. non-Power Five school	5-1	Fewer second chance points	1-1
On no days rest	0-1	Outrebound opponent.....	4-1
On one days rest	1-0	Tied or outrebounded by opponent	2-1
On two days rest.....	0-0	Same or fewer TOs than opp.	5-0
On three days rest	2-1	More TOs than opp.	1-2
On four days rest.....	2-0	Score fewer than 50 pts.....	0-0
One five+ days rest.....	0-0	Score 50-59 pts.	0-0
Ahead at the half.....	5-2	Score 60-69 pts.	0-1
Behind at the half	1-0	Score 70-79 pts.	2-1
Tied at the half.....	0-0	Score 80-89 pts.	2-0
FG% of .500 or more	4-0	Score 90 or more pts.	2-0
FG% less than .500.....	2-2	Allow fewer than 50 pts.	0-0
Better FG% than opp.....	5-0	Allow 50-59 pts.	0-0
Worse FG% than opp.	1-2	Allow 60-69 pts.	5-0
Same FG% as opp.	0-0	Allow 70-79 pts.	1-1
More 3-point field goals.....	3-0	Allow 80-89 pts.	0-0
Fewer 3-point field goals.....	3-2	Allow 90 or more pts.	0-1

OKLAHOMA TEAM HIGHS AND LOWS

STAT	FIRST HALF HIGH	SECOND HALF HIGH	GAME HIGH	FIRST HALF LOW	SECOND HALF LOW	GAME LOW
Points	46 vs. Northwestern St, 11/13	51 (Twice)	97 vs. Northwestern St, 11/13	26 vs. Abilene Christian, 11/25	28 vs. Northern Iowa, 11/18	67 vs. Northern Iowa, 11/18
FG Made	17 vs. Northwestern St, 11/13	20 vs. Northwestern St, 11/13	37 vs. Northwestern St, 11/13	7 vs. Abilene Christian, 11/25	6 vs. Northern Iowa, 11/18	20 vs. Abilene Christian, 11/25
FG Attempted	35 vs. Tulane, 11/17	33 vs. No. Colorado, 11/29	64 vs. Oral Roberts, 12/7	23 vs. Abilene Christian, 11/25	22 vs. Northern Iowa, 11/18	51 vs. Wisconsin, 12/3
FG Percentage	.533 vs. No. Colorado, 11/29	.667 vs. Tulane, 11/17	.587 vs. Northwestern St, 11/13	.304 vs. Abilene Christian, 11/25	.273 vs. Northern Iowa, 11/18	.364 vs. Abilene Christian, 11/25
3FG Made	5 (3 Times)	6 (Twice)	11 vs. Oral Roberts, 12/7	1 vs. Abilene Christian, 11/25	1 vs. Wisconsin, 12/3	3 vs. Abilene Christian, 11/25
3FG Attempted	15 vs. No. Colorado, 11/29	14 vs. Clemson, 11/20	23 (Twice)	6 vs. Clemson, 11/20	5 vs. Tulane, 11/17	14 (Twice)
3FG Percentage	.667 vs. Clemson, 11/20	.800 vs. Tulane, 11/17	.500 (Twice)	.143 vs. Abilene Christian, 11/25	.167 vs. Wisconsin, 12/3	.214 vs. Abilene Christian, 11/25
FT Made	11 vs. Abilene Christian, 11/25	18 vs. Abilene Christian, 11/25	29 vs. Abilene Christian, 11/25	3 vs. Clemson, 11/20	3 vs. Clemson, 11/20	6 vs. Clemson, 11/20
FT Attempted	23 vs. Abilene Christian, 11/25	23 vs. Abilene Christian, 11/25	46 vs. Abilene Christian, 11/25	3 vs. Clemson, 11/20	4 vs. Clemson, 11/20	7 vs. Clemson, 11/20
FT Percentage	1.000 (Twice)	.867 vs. Northern Iowa, 11/18	.938 vs. Oral Roberts, 12/7	.444 vs. No. Colorado, 11/29	.583 vs. No. Colorado, 11/29	.524 vs. No. Colorado, 11/29
Off. Rebounds	7 vs. Tulane, 11/17	10 vs. Abilene Christian, 11/25	13 (Twice)	2 (Twice)	3 (Twice)	5 vs. Clemson, 11/20
Def. Rebounds	19 (Twice)	11 (Twice)	34 vs. Tulane, 11/17	13 vs. No. Colorado, 11/29	8 vs. Wisconsin, 12/3	28 (4 Times)
Total Rebounds	26 vs. Tulane, 11/17	16 vs. No. Colorado, 11/29	46 vs. Tulane, 11/17	17 (Twice)	11 vs. Wisconsin, 12/3	29 vs. Wisconsin, 12/3
Assists	11 vs. Tulane, 11/17	10 (Twice)	21 vs. Tulane, 11/17	3 vs. (Twice)	2 vs. Wisconsin, 12/3	4 vs. Wisconsin, 12/3
Steals	9 vs. Oral Roberts, 12/7	10 vs. Abilene Christian, 11/25	16 vs. Oral Roberts, 12/7	1 vs. Wisconsin, 12/3	0 vs. Wisconsin, 12/3	1 vs. Wisconsin, 12/3
Blocks	6 vs. No. Colorado, 11/29	5 vs. Northwestern St, 11/13	9 vs. No. Colorado, 11/29	0 vs. Tulane, 11/17	1 (4 Times)	1 vs. Tulane, 11/17
Turnovers	10 vs. Clemson, 11/20	12 vs. Northern Iowa, 11/18	24 vs. Northern Iowa, 11/18	6 vs. No. Colorado, 11/29	3 vs. Clemson, 11/20	13 (Twice)
Fouls	11 (3 Times)	13 vs. Clemson, 11/20	23 vs. Clemson, 11/20	6 vs. No. Colorado, 11/29	7 (Twice)	12 vs. Oral Roberts, 12/7
Points in the Paint	24 vs. No. Colorado, 11/29	30 vs. Northwestern St, 11/13	52 (Twice)	8 vs. Abilene Christian, 11/25	6 vs. Northern Iowa, 11/18	22 (Twice)
Second-Chance Points	8 vs. Northwestern St, 11/13	10 (3 Times)	17 (Twice)	0 (Twice)	0 vs. Clemson, 11/20	0 vs. Clemson, 11/20
Fast Break Points	8 vs. Northwestern St, 11/13	10 vs. No. Colorado, 11/29	16 (Twice)	0 (Twice)	0 vs. Abilene Christian, 11/25	0 vs. Abilene Christian, 11/25
Points off Turnovers	15 vs. Clemson, 11/20	20 vs. Abilene Christian, 11/25	30 vs. Oral Roberts, 12/7	2 vs. Wisconsin, 12/3	2 vs. Wisconsin, 12/3	4 vs. Wisconsin, 12/3
Bench Points	23 vs. Oral Roberts, 12/7	27 vs. Northwestern St, 11/13	41 (Twice)	10 vs. Northern Iowa, 11/18	0 vs. Northern Iowa, 11/18	10 vs. Northern Iowa, 11/18

OKLAHOMA INDIVIDUAL HIGHS

STAT	FIRST HALF HIGH	SECOND HALF HIGH	GAME HIGH
Points	11, Khadeem Lattin vs. Northwestern St, 11/13	16, Jordan Woodard vs. Tulane, 11/17	22, Jordan Woodard vs. Tulane, 11/17
FG Made	4, 3 Times, Last: Two Players vs. Clemson, 11/20	5, 4 Times, Last: Rashard Odomes vs. Wisconsin, 12/3	8, Jordan Woodard vs. Clemson, 11/20
FG Attempted	7, Twice, Last: Jordan Woodard vs. Wisconsin, 12/3	10, Jordan Woodard vs. Clemson, 11/20	16, Jordan Woodard vs. Northern Iowa, 11/18
3FG Made	3, Jordan Woodard vs. Wisconsin, 12/3	4, Christian James vs. Clemson, 11/20	5, Christian James vs. Clemson, 11/20
3FG Attempted	4, Twice, Last: Jordan Woodard vs. Wisconsin, 12/3	5, Jordan Woodard vs. Northern Iowa, 11/18	10, Jordan Woodard vs. Northern Iowa, 11/18
FT Made	4, Twice, Last: Rashard Odomes vs. Oral Roberts, 12/7	7, Kristian Doolittle vs. Abilene Christian, 11/25	7, Kristian Doolittle vs. Abilene Christian, 11/25
FT Attempted	5, Twice, Last: Kameron McGusty vs. Abilene Christian, 11/25	8, Kristian Doolittle vs. Abilene Christian, 11/25	8, Twice, Last: Kristian Doolittle vs. Abilene Christian, 11/25
Off. Rebounds	4, Twice, Last: Kristian Doolittle vs. Tulane, 11/17	4, Khadeem Lattin vs. Northern Iowa, 11/18	6, Khadeem Lattin vs. Northwestern St, 11/13
Def. Rebounds	4, 5 Times, Last: Jordan Woodard vs. Wisconsin, 12/3	6, Jamuni McNeace vs. No. Colorado, 11/29	7, Twice, Last: Kristian Doolittle vs. Abilene Christian, 11/25
Total Rebounds	8, Khadeem Lattin vs. Northwestern St, 11/13	6, Jamuni McNeace vs. No. Colorado, 11/29	12, Kristian Doolittle vs. Tulane, 11/17
Assists	4, 4 Times, Last: Jordan Woodard vs. No. Colorado, 11/29	5, Jordan Woodard vs. Clemson, 11/20	9, Jordan Woodard vs. Clemson, 11/20
Steals	3, Twice, Last: Christian James vs. Oral Roberts, 12/7	3, 3 Times, Last: Khadeem Lattin vs. Oral Roberts, 12/7	4, Two Players vs. Oral Roberts, 12/7
Blocks	4, Khadeem Lattin vs. No. Colorado, 11/29	3, Twice, Last: Khadeem Lattin vs. Northern Iowa, 11/18	5, Khadeem Lattin vs. No. Colorado, 11/29

OKLAHOMA TOP INDIVIDUAL PERFORMANCES

POINTS

22, Jordan Woodard vs. Tulane, 11/17
21, Jordan Woodard vs. Clemson, 11/20
19, Khadeem Lattin vs. Northwestern St, 11/13
17, 4 Times, Last: Christian James vs. Oral Roberts, 12/7

STEALS

4, Christian James vs. Oral Roberts, 12/7
4, Khadeem Lattin vs. Oral Roberts, 12/7
4, Jordan Woodard vs. Tulane, 11/17
3, 7 Times, Last: Two Players vs. No. Colorado, 11/29

REBOUNDS

12, Kristian Doolittle vs. Tulane, 11/17
11, Khadeem Lattin vs. Northwestern St, 11/13
9, Jordan Woodard vs. No. Colorado, 11/29
9, Khadeem Lattin vs. Abilene Christian, 11/25
9, Jamuni McNeace vs. Tulane, 11/17

BLOCKS

5, Khadeem Lattin vs. No. Colorado, 11/29
4, Khadeem Lattin vs. Northern Iowa, 11/18
3, Jamuni McNeace vs. Abilene Christian, 11/25
3, Jamuni McNeace vs. Northwestern St, 11/13
2, 4 Times, Last: Khadeem Lattin vs. Oral Roberts, 12/7

ASSISTS

9, Jordan Woodard vs. Clemson, 11/20
7, Jordan Woodard vs. No. Colorado, 11/29
7, Jordan Woodard vs. Tulane, 11/17
5, Rashard Odomes vs. Northwestern St, 11/13
4, Christian James vs. Tulane, 11/17

FIELD GOAL PERCENTAGE (MIN. 5 MAKES)

.875 (7-8), Kristian Doolittle vs. No. Colorado, 11/29
.857 (6-7), Matt Freeman vs. Northwestern St, 11/13
.833 (5-6), Khadeem Lattin vs. No. Colorado, 11/29
.778 (7-9), Khadeem Lattin vs. Northwestern St, 11/13

OPPONENT TEAM HIGHS AND LOWS

STAT	FIRST HALF HIGH	SECOND HALF HIGH	GAME HIGH	FIRST HALF LOW	SECOND HALF LOW	GAME LOW
Points	40 by Wisconsin, 12/3	53 by Wisconsin, 12/3	90 by Wisconsin, 12/3	18 by Northern Iowa, 11/18	32 by No. Colorado, 11/29	61 by Northwestern St,11/13
FG Made	14 by Wisconsin, 12/3	19 by Wisconsin, 12/3	33 by Wisconsin, 12/3	7 by Northern Iowa, 11/18	11 by Abilene Christian, 11/25	21 (Twice)
FG Attempted	35 by No. Colorado, 11/29	39 by Clemson, 11/20	71 by No. Colorado, 11/29	27 by Northern Iowa, 11/18	24 by Abilene Christian, 11/25	57 (Twice)
FG Percentage	.424 by Wisconsin, 12/3	.633 by Wisconsin, 12/3	.524 by Wisconsin, 12/3	.259 by Northern Iowa, 11/18	.333 by Clemson, 11/20	.309 by Clemson, 11/20
3FG Made	6 by Tulane, 11/17	8 (Twice)	12 by Northern Iowa, 11/18	1 by Abilene Christian, 11/25	2 by Northwestern St,11/13	4 by Northwestern St,11/13
3FG Attempted	18 by No. Colorado, 11/29	16 by Abilene Christian, 11/25	33 by No. Colorado, 11/29	6 by Abilene Christian, 11/25	7 by Northwestern St,11/13	15 by Northwestern St,11/13
3FG Percentage	.545 by Tulane, 11/17	.571 by Wisconsin, 12/3	.500 by Tulane, 11/17	.167 by Abilene Christian, 11/25	.286 by Northwestern St,11/13	.267 by Northwestern St,11/13
FT Made	7 by Northwestern St,11/13	10 by Clemson, 11/20	15 (Twice)	1 by Oral Roberts, 12/7	1 by No. Colorado, 11/29	4 by No. Colorado, 11/29
FT Attempted	12 by Northern Iowa, 11/18	15 by Northwestern St,11/13	25 by Northwestern St,11/13	2 by Oral Roberts, 12/7	3 by Northern Iowa, 11/18	7 by No. Colorado, 11/29
FT Percentage	1.000 by No. Colorado, 11/29	1.000 by Northern Iowa, 11/18	.813 by Northern Iowa, 11/18	.333 by Tulane, 11/17	.250 by No. Colorado, 11/29	.474 by Abilene Christian, 11/25
Off. Rebounds	9 by Clemson, 11/20	14 by Clemson, 11/20	23 by Clemson, 11/20	1 by Oral Roberts, 12/7	2 (Twice)	5 by Northern Iowa, 11/18
Def. Rebounds	19 by Abilene Christian, 11/25	11 by Wisconsin, 12/3	32 by Abilene Christian, 11/25	6 by Wisconsin, 12/3	5 by Northwestern St,11/13	16 by Northwestern St,11/13
Total Rebounds	26 by Abilene Christian, 11/25	27 by Clemson, 11/20	47 by Clemson, 11/20	15 (Twice)	9 by Tulane, 11/17	29 by Oral Roberts, 12/7
Assists	9 by Tulane, 11/17	10 by Wisconsin, 12/3	16 by Tulane, 11/17	2 by Abilene Christian, 11/25	4 by Abilene Christian, 11/25	6 by Abilene Christian, 11/25
Steals	7 by Abilene Christian, 11/25	8 (Twice)	13 by Abilene Christian, 11/25	2 by Northern Iowa, 11/18	1 by Clemson, 11/20	5 (3 Times)
Blocks	5 by Tulane, 11/17	4 (Twice)	9 by Tulane, 11/17	0 (4 Times)	0 (3 Times)	0 (Twice)
Turnovers	11 (3 Times)	14 by Abilene Christian, 11/25	20 by Oral Roberts, 12/7	3 by Wisconsin, 12/3	1 by Wisconsin, 12/3	5 by Wisconsin, 12/3
Fouls	16 by Abilene Christian, 11/25	16 by Abilene Christian, 11/25	32 by Abilene Christian, 11/25	4 by Clemson, 11/20	7 (3 Times)	11 (Twice)
Points in the Paint	22 by Abilene Christian, 11/25	16 (3 Times)	32 by Abilene Christian, 11/25	10 (3 Times)	10 by Abilene Christian, 11/25	22 by Northern Iowa, 11/18
Second-Chance Points	8 by Abilene Christian, 11/25	10 by Tulane, 11/17	14 by Clemson, 11/20	2 (3 Times)	4 by No. Colorado, 11/29	7 (3 Times)
Fast Break Points	4 by Abilene Christian, 11/25	6 (Twice)	6 (Twice)	0 (4 Times)	0 (3 Times)	0 (Twice)
Points off Turnovers	11 by Abilene Christian, 11/25	14 by Wisconsin, 12/3	24 (Twice)	2 by Clemson, 11/20	5 by Clemson, 11/20	7 by Clemson, 11/20
Bench Points	15 by Clemson, 11/20	20 by Abilene Christian, 11/25	23 by No. Colorado, 11/29	2 by Northern Iowa, 11/18	8 by Tulane, 11/17	13 by Clemson, 11/20

OPPONENT INDIVIDUAL HIGHS

STAT	FIRST HALF HIGH	SECOND HALF HIGH	GAME HIGH
Points	13, Zeek Woodley of Northwestern St, 11/13	18, Twice, Last: Nigel Hayes of Wisconsin, 12/3	28, Nigel Hayes of Wisconsin, 12/3
FG Made	5, 3 Times, Last: Jalen Bradley of Oral Roberts, 12/7	6, Jaron Blossomgame of Clemson, 11/20	8, 4 Times, Last: Jalen Bradley of Oral Roberts, 12/7
FG Attempted	11, Jordan Davis of No. Colorado, 11/29	12, Jaron Blossomgame of Clemson, 11/20	20, Jordan Davis of No. Colorado, 11/29
3FG Made	4, Ethan Happ of Wisconsin, 12/3	4, Kris Martin of Oral Roberts, 12/7	5, Kris Martin of Oral Roberts, 12/7
3FG Attempted	6, Jordan Davis of No. Colorado, 11/29	7, Kris Martin of Oral Roberts, 12/7	10, 3 Times, Last: Kris Martin of Oral Roberts, 12/7
FT Made	3, Twice, Last: Nigel Hayes of Wisconsin, 12/3	7, Nigel Hayes of Wisconsin, 12/3	10, Nigel Hayes of Wisconsin, 12/3
FT Attempted	5, Nigel Hayes of Wisconsin, 12/3	9, Payten Ricks of Abilene Christian, 11/25	13, Nigel Hayes of Wisconsin, 12/3
Off. Rebounds	5, Sidy Djitte of Clemson, 11/20	3, 4 Times, Last: Three Players from Clemson, 11/20	7, Sidy Djitte of Clemson, 11/20
Def. Rebounds	6, Jaren Lewis of Abilene Christian, 11/25	3, 5 Times, Last: Jaren Lewis of Abilene Christian, 11/25	9, Jaren Lewis of Abilene Christian, 11/25
Total Rebounds	9, Sidy Djitte of Clemson, 11/20	6, Twice: Last: Two Players from Clemson, 11/20	14 Sidy Djitte of Clemson, 11/20
Assists	4, Malik Morgan of Tulane, 11/17	4, Nigel Hayes of Wisconsin, 12/3	7, Twice, Last: Jordan Davis of No. Colorado, 11/29
Steals	2, 7 Times, Last: Jalen Bradley of Oral Roberts, 12/7	5, Jeremy Morgan of Northern Iowa, 11/18	7, Jeremy Morgan of Northern Iowa, 11/18
Blocks	2, 5 Times, Last: Ethan Happ of Wisconsin, 12/3	3, Jeremy Morgan of Northern Iowa, 11/18	4, Twice, Last: Jeremy Morgan of Northern Iowa, 11/18

OPPONENT TOP INDIVIDUAL PERFORMANCES

POINTS

28, Nigel Hayes of Wisconsin, 12/3
22, Jaron Blossomgame of Clemson, 11/20
22, Klint Carlson of Northern Iowa, 11/18
19, 4 Times, Last: Two Players from Oral Roberts, 12/7

REBOUNDS

14, Sidy Djitte of Clemson, 11/20
12, Jaren Lewis of Abilene Christian, 11/25
9, Ethan Happ of Wisconsin, 12/3
7, 4 Times, Last: Jaron Blossomgame of Clemson, 11/20

ASSISTS

7, Jordan Davis of No. Colorado, 11/29
7, Malik Morgan of Tulane, 11/17
6, Jalen Bradley of Oral Roberts, 12/7
6, Nigel Hayes of Wisconsin, 12/3
5, Gabe DeVoe of Clemson, 11/20

STEALS

7, Jeremy Morgan of Northern Iowa, 11/18
3, Jalen Bradley of Oral Roberts, 12/7
3, Ethan Happ of Wisconsin, 12/3
3, Drake Green of Abilene Christian, 11/25
3, Jaylen Franklin of Abilene Christian, 11/25

BLOCKS

4, Jeremy Morgan of Northern Iowa, 11/18
4, Ryan Smith of Tulane, 11/17
2, 4 Times, Last: Ethan Happ of Wisconsin, 12/3

FIELD GOAL PERCENTAGE (MIN. 5 MAKES)

.778 (7-9), Ethan Happ of Wisconsin, 12/3
.750 (6-8), D'Mitrik Trice of Wisconsin, 12/3
.615 (8-13), Nigel Hayes of Wisconsin, 12/3
.583 (7-12), Zeek Woodley of Northwestern St, 11/13

#40 RICHARD ANDERSON 6-2 180 FR GUARD MIDWEST CITY, OKLA. (MIDWEST CITY HS)



2016-17 AVERAGES				
GP-GS	PTS	REB	AST	MIN
2-0	0.0	0.0	0.0	2.0

► **2016-17:** Made his collegiate debut on Nov. 13 against Northwestern State, registering two minutes played.
 ► **HIGH SCHOOL:** Walk-on freshman from Midwest City, Okla...Valedictorian at Midwest City HS with a 4.0 GPA...Participated in OBCA All-Star Game...An honorable mention selection on the Oklahoman's 2016 Big All-City Team.

CAREER HIGHS

Points	3-Pt FG Made	FT Attempts	Blocks
FG Made	3-Pt FG Attempts	Rebounds	Steals
FG Attempts	FT Made	Assists	Minutes 3 vs. Oral Roberst (12/7/16)

#21 DANTE BUFORD 6-7 221 R-SO FORWARD GREENVILLE, S.C. (ARLINGTON COUNTRY DAY SCHOOL [FLA.]



2016-17 AVERAGES				
GP-GS	PTS	REB	AST	MIN
5-1	2.0	1.0	0.2	7.2

2015-16 AVERAGES				
GP-GS	PTS	REB	AST	MIN
36-0	3.5	1.8	0.6	12.3

► **2015-16:** Appeared in 36 games off the bench, the second-most games played by a freshman in program history...Led the Sooner bench in points per game (3.5) and minutes (12.3)...Connected on 13-of-40 (.325) shots from behind the arc...Poured in a season-high 14 points at Iowa State (Jan. 18) on perfect 4-for-4 shooting from beyond the 3-point arc...Dished out a career-best four assists vs. CSUB in first round of NCAA Tournament (March 18)... A top-75 national recruit coming out of high school.

CAREER HIGHS

Points 14 vs. Iowa State (1/18/16)	3-Pt FG Made 4 vs. Iowa State (1/18/16)	FT Attempts 8 vs. West Virginia (1/16/16)	Blocks 2 (three times)
FG Made 4 (twice)	3-Pt FG Attempts 4 (twice)	Rebounds 8 at Memphis (11/17/15)	Steals 2 (twice)
FG Attempts 7 (four times)	FT Made 7 vs. West Virginia (1/16/16)	Assists 4 vs. CSUB (3/18/16)	Minutes 23 at Memphis (11/17/15)

#25 C.J. COLE 6-7 245 SR FORWARD SPERRY, OKLA. (SPERRY HS)



2016-17 AVERAGES				
GP-GS	PTS	REB	AST	MIN
6-0	0.3	0.5	0.2	2.8

2015-16 AVERAGES				
GP-GS	PTS	REB	AST	MIN
11-0	0.4	0.6	0.0	2.5

► **2015-16:** Appeared in 11 games off the bench, averaging 0.5 points and 0.4 rebounds in 2.5 minutes...Named to the Academic All-Big 12 first team...Graduated in May 2016 with a degree in chemical biosciences with a 3.97 GPA...Presented the Elite 90 Award at the 2016 Final Four, given to the student-athlete with the top GPA among Final Four participants.

CAREER HIGHS

Points 4 vs. Incarnate Word (11/24/15)	3-Pt FG Made 2 (six times)	FT Attempts 2 (three times)	Blocks 1 (11/13/13)
FG Made 2 vs. Incarnate Word (11/24/15)	3-Pt FG Attempts 1 (three times)	Rebounds 3 (twice)	Steals 8 (twice)
FG Attempts 3 vs. Incarnate Word (11/24/15)	FT Made 1 (twice)	Assists 2 (three times)	

GAME 9: OKLAHOMA VS. WICHITA STATE

#11 KRISTIAN DOOLITTLE 6-7 236 FR FORWARD

EDMOND, OKLA. (EDMOND MEMORIAL HS)



2016-17 AVERAGES

GP-GS	PTS	REB	AST	MIN
8-5	8.4	5.5	0.9	22.1

► **2016-17:** Scored a career-high 17 points on 7-of-8 shooting in 18 minutes off the bench against Northern Colorado (Nov. 29) - the most points by a Sooner off the bench since Feb. 2015...Had his first double-digit scoring performance with 13 points against Northern Iowa (Nov. 18)...Recorded his first game of double-digit rebounds when he pulled down 12 boards and scored eight points against Tulane...The first freshman to start for the Sooners since Jordan Woodard in the 2013-14 season.

► **HIGH SCHOOL:** Ranked as the No. 69 overall player in the 2016 class by ESPN and a four-star recruit by both Scout.com and 247Sports...Rated as the No. 1 high school recruit coming out of the state of Oklahoma by ESPN...Led Edmond Memorial to the Class 6A quarterfinals as a senior, scoring 31 points in the team's final game...As a senior, averaged 24.0 points, 13.0 rebounds and 5.0 assists...Named to the Central Oklahoma Athletic Conference First Team...Named to USA Today's All-USA Oklahoma Team...Named to the Oklahoman's Super Five team...Participated in the 2015 NIKE Global Challenge and averaged 10.8 points, 5.8 rebounds, 1.2 assists and 1.2 steals...Won the Class 6A state title his freshman season alongside current Sooner teammate Jordan Woodard...Older brother Kameron played football at Oklahoma State as a wide receiver.

CAREER HIGHS

Points	17 vs. No. Colorado (11/29/16)	3-Pt FG Made	1 (3 times)	FT Attempts	8 (twice)	Blocks	
FG Made	7 vs. No. Colorado (11/29/16)	3-Pt FG Attempts	2 (twice)	Rebounds	12 vs. Tulane (11/17/16)	Steals	2 (three times)
FG Attempts	8 (twice)	FT Made	7 vs. Abilene Christian (11/25/16)	Assists	3 vs. Clemson (11/20/16)	Minutes	34 vs. Northern Iowa (11/18/16)

#5 MATT FREEMAN 6-10 224 R-FR FORWARD

AUCKLAND, NEW ZEALAND (WESTLAKE BOYS HS)



2016-17 AVERAGES

GP-GS	PTS	REB	AST	MIN
8-2	4.8	2.5	0.4	13.6

► **2016-17:** Made his first collegiate start on Nov. 29 against Northern Colorado...In his OU debut (Nov. 13 vs. Northwestern State), shot 6-of-7 from the field and 3-of-4 from 3-point range to score 15 points...His 15 points were the most by a Sooner freshman in a season opener since Steven Pledger (21 in 2009) and the most points off the bench by an OU player since Rashard Odomes (15, Nov. 20, 2015).

► **HIGH SCHOOL:** Joined the Sooners midway through the 2015-16 season as a redshirt after graduating in the fall of 2015...Ranked as a four-star recruit by Rivals.com and earned three stars from both Scout.com and 247Sports...Attended Westlake Boys High School in Auckland, New Zealand where he averaged 31.0 points and 13.0 rebounds in his senior season...Scored a combined 135 points in the final three games of his high school career...At the 2015 Adidas Global Nations in California he averaged 17.8 points, 3.3 rebounds and 1.5 assists for the Asian Pacific Team...Member of the New Zealand squad which won the 2015 FIBA Under-18 3x3 World Championship finals in Hungary, defeating Argentina in the finals...Born in Auckland, New Zealand.

CAREER HIGHS

Points	15 vs. Northwestern St (11/13/16)	3-Pt FG Made	3 vs. Northwestern St (11/13/16)	FT Attempts	2 vs. Abilene Christian (11/25/16)	Blocks	1 (twice)
FG Made	6 vs. Northwestern St (11/13/16)	3-Pt FG Attempts	4 (twice)	Rebounds	4 (twice)	Steals	1 (twice)
FG Attempts	7 (twice)	FT Made	1 vs. Abilene Christian (11/25/16)	Assists	2 vs. Northern Iowa (11/18/16)	Minutes	20 vs. Tulane (11/17/16)

#22 DANIEL HARPER 6-1 190 SR GUARD

NORMAN, OKLA. (NORMAN HS)



2016-17 AVERAGES

GP-GS	PTS	REB	AST	MIN
1-0	0.0	1.0	1.0	2.0

2015-16 AVERAGES

GP-GS	PTS	REB	STL	MIN
5-0	0.0	0.2	0.6	1.9

► **2015-16:** A walk-on guard...In seven games, tallied 15 total minutes for an average of 2.1 per contest...His two steals vs. McNeese State (Nov. 20) marked a career high...Registered a career-high four minutes vs. Central Arkansas (Dec. 3).

CAREER HIGHS

Points	3 vs. Texas Tech (1/28/15)	3-Pt FG Made	1 vs. Texas Tech (1/28/15)	FT Attempts	None	Blocks	None
FG Made	1 vs. Texas Tech (1/28/15)	3-Pt FG Attempts	1 (three times)	Rebounds	1 (four times)	Steals	2 vs. McNeese State (11/20/15)
FG Attempts	1 (six times)	FT Made	None	Assists	1 (three)	Minutes	4 vs. UCA (12/3/15)

#3 CHRISTIAN JAMES 6-4 218 SO GUARD HOUSTON, TEXAS (BELLAIRE HS)



2016-17 AVERAGES				
GP-GS	PTS	REB	AST	MIN
8-8	12.0	4.1	1.9	23.9

2015-16 AVERAGES				
GP-GS	PTS	REB	AST	MIN
35-0	2.9	1.7	0.5	9.4

► **2016-17:** Through eight games, is shooting 16-for-26 (.615) from behind the arc and is two 3-point field goals away from surpassing his 2015-16 season total (17-of-34 in 35 games)...His 3-point field goal percentage of .615 leads all Big 12 players...Tied a career-high 17 points against Oral Roberts (Dec. 7) while picking off a career-best four steals...Notched 14 points and seven rebounds against Northern Colorado (Nov. 29)...Scored 14 second-half points on 5-of-7 shooting and finished with a career-best 17 points and 5-of-5 shooting from 3-point range vs. Clemson (Nov. 20)...First Sooner to shoot 100 percent from 3-point range on at least five attempts since Buddy Hield went 7-for-7 in Nov., 2014...Scored double figures in back-to-back games for the first time in his career by tallying 12 points against both Northwestern State (Nov. 13) and Tulane (Nov. 17).

► **2015-16:** Saw action in 35 games – the fourth-most games played by a freshman in OU history...Averaged

2.9 points and 1.7 rebounds in 9.4 minutes per contest...Shot .426 (29-68) from the floor, .500 (17-34) from beyond the arc and .771 (27-35) from the free throw line...Saw an increased role during the Sooners' postseason run, averaging 17.0 minutes in the Big 12 Championship Semifinals and five NCAA Tournament games... In five NCAA Tournament games, averaged 4.8 points and 3.6 rebounds...Pulled down a career-high 10 rebounds in West Regional Final versus Oregon on March 26...Scored in double figures on four occasions: Dec. 3 vs. Central Arkansas (11), Feb. 2 vs. TCU (12), March 11 vs. West Virginia (Big 12 Championship Semifinals, 13) and March 24 vs Texas A&M (NCAA Tournament, 12).

CAREER HIGHS

Points	17 (twice)	3-Pt FG Made	5 vs. Clemson (11/20/16)	FT Attempts	6 (twice)	Blocks	1 (four times)
FG Made	6 (twice)	3-Pt FG Attempts	6 vs. Texas A&M (3/24/16)	Rebounds	10 vs. Oregon (3/26/16)	Steals	2 (twice)
FG Attempts	10 (3 times)	FT Made	5 (twice)	Assists	3 (three times)	Minutes	28 (three times)

#12 KHADEEM LATTIN 6-9 212 JR FORWARD HOUSTON, TEXAS (REDEMPTION CHRISTIAN HOME SCHOOL ACADEMY)



2016-17 AVERAGES				
GP-GS	PTS	REB	BLK	MIN
8-8	10.9	4.1	2.1	25.1

2015-16 AVERAGES				
GP-GS	PTS	REB	BLK	MIN
37-37	5.6	5.3	2.1	22.0

► **2016-17:** Only Big 12 player ranked in the conference's top 10 for blocks (2.1 per game) and steals (1.9). He has tallied multiple steals and multiple blocks in four of his last five games...Entering the year with six career games of double-digit scoring, he has scored 10 or more points in five of OU's seven contests this season...Swatted a season-best five blocks vs. Northern Colorado (Nov. 29)...Tallied a season-high four blocks against Northern Iowa (Nov. 18)...Opened the year with a career-high 19 points (7-of-9 shooting), 11 rebounds and two blocks for his third career double-double...One of two returning starters from the 2016 Final Four squad...Ranks fifth in program history in career blocked shots with 125.

► **2015-16:** Started all 37 games for the Sooners, averaging 5.6 points, 5.3 rebounds (3rd on the team, 17th in Big 12) and 2.1 blocks per contest (1st in Big 12)...His 77 blocks in 2015-16 were the third most in school

history and helped earn his way onto the Big 12 All-Defensive Team...His 2.1 blocks per game led all Big 12 players...Boasted the highest field goal percentage on the team by shooting 88-of-158 (.557)...Recorded two double-doubles: at Kansas on Jan. 4 (10 points, 14 rebounds) and vs. Kansas State on Jan. 9 (10 points, 10 rebounds)...Averaged 2.7 rebounds per game in league contests (led Big 12)...Registered at least six blocks on five occasions...Swatted a career-high eight shots vs. Texas Tech Jan. 26)...Tallied career-high 17 points versus Hawaii (Dec. 23)...Pulled down a career-best 14 rebounds at Kansas (Jan. 4).

CAREER HIGHS

Points	19 vs. Northwestern St (11/13/16)	3-Pt FG Made	None	FT Attempts	6 (five times)	Blocks	8 vs. Texas Tech (1/26)
FG Made	7 (twice)	3-Pt FG Attempts	1 (three times)	Rebounds	14 vs. Kansas (1/4/16)	Steals	4 vs. Oral Roberts (12/7/16)
FG Attempts	10 vs. Clemson (11/20/16)	FT Made	5 (four times)	Assists	3 vs. Baylor (1/23/16)	Minutes	46 vs. Kansas (1/4/16)

#20 KAMERON MCGUSTY 6-5 191 FR GUARD KATY, TEXAS (SUNRISE CHRISTIAN ACADEMY [KAN.])



2016-17 AVERAGES				
GP-GS	PTS	REB	AST	MIN
8-0	6.9	1.8	1.0	16.5

► **2016-17:** Shot a perfect 4-of-4 from the field to score 11 points in his first true road game (Dec. 3 at Wisconsin)...Registered career highs in rebounds (three) and blocks (two) vs. Northern Colorado (Nov. 29)...Reached double-digit points for the first time in his career, scoring 14 points on 6-of-8 shooting vs. Clemson (Nov. 20).

► **HIGH SCHOOL:** Ranked as the 33rd and 40th overall recruit by Scout.com and ESPN.com, respectively...247Sports named him the fifth-best shooting guard in the 2016 class and the sixth-best overall recruit from the state of Texas...Ranked as a four-star recruit by Rivals.com and Scout.com...Spent his senior season at Sunrise Christian Academy in Bel Aire, Kan. – the alma mater of former OU guard Buddy Hield...Averaged 22 points, five assists and three rebounds as a junior at Seven Lakes High School in Texas.

CAREER HIGHS

Points	14 vs. Clemson (11/20/16)	3-Pt FG Made	2 vs. Oral Roberts (12/7/16)	FT Attempts	5 vs. Abilene Christian (11/25/16)	Blocks	2 vs. No. Colorado (11/29/16)
FG Made	6 vs. Clemson (11/20/16)	3-Pt FG Attempts	5 (twice)	Rebounds	3 (twice)	Steals	2 vs. Clemson (11/20/16)
FG Attempts	8 vs. Clemson (11/20/16)	FT Made	4 vs. Abilene Christian (11/25/16)	Assists	3 vs. Abilene Christian (11/25/16)	Minutes	21 vs. Abilene Christian (11/25/16)

GAME 9: OKLAHOMA VS. WICHITA STATE

#4 JAMUNI MCNEACE 6-10 215 R-SO CENTER

ALLEN, TEXAS (ALLEN HS)



2016-17 AVERAGES

GP-GS	PTS	REB	BLK	MIN
8-0	3.0	4.6	1.6	13.5

2015-16 AVERAGES

GP-GS	PTS	REB	BLK	MIN
27-0	1.2	1.4	0.3	7.7

►**2016-17: Note on blocks...**Pulled down a career-best nine rebounds vs. Tulane (Nov. 17) while tying his career high in points (six).

►**2015-16:** Came off the bench on 27 occasions in, averaging 1.2 points and 1.4 rebounds in 7.7 minutes per contest...Shot .545 (12-22) from the floor and .429 (9-21) from the foul line...Tallied eight blocks and two steals on the season...Played in a season-high 14 minutes on two occasions: March 5 at TCU and March 24 vs. Texas A&M.

CAREER HIGHS

Points	6 (twice)	3-Pt FG Made	4 (three times)	Blocks	3 (twice)
FG Made	3 (twice)	3-Pt FG Attempts	9 vs. Tulane (11/17/16)	Steals	1 (three times)
FG Attempts	5 (twice)	FT Made	1 (twice)	Minutes	18 vs. Tulane (11/17/16)

#1 RASHARD ODOMES 6-6 212 SO GUARD

COPPERAS COVE, TEXAS (COPPERAS COVE HS)



2016-17 AVERAGES

GP-GS	PTS	REB	AST	MIN
8-8	10.0	3.0	1.9	22.5

2015-16 AVERAGES

GP-GS	PTS	REB	AST	MIN
18-0	1.9	0.8	0.3	6.1

►**2016-17:** Produced a career-high 17 points (12 in the second half) on 7-of-10 shooting at Wisconsin (Dec. 3)...Pulled down a career-best seven rebounds while scoring 11 points vs. Northern Iowa (Nov. 18)...Scored 15 points on 7-of-11 shooting against Tulane (Nov. 17).

►**2015-16:** Appeared in 18 games, averaging 1.9 points and 0.8 rebounds in 6.1 minutes per contest...Shot .458 (11-24) from the floor, .333 (1-3) from 3-point range and .571 (12-21) from the free throw line...Registered a season-high 15 points on 6-of-7 shooting at home against McNeese State (Nov. 20) – the most points by a Sooner coming off the bench...His six FGM, seven FGA and 18 minutes in the McNeese State game also marked season highs...Appeared in three postseason games (March 18 vs. CSUB and March 20 vs. VCU, April 2 vs. Villanova).

CAREER HIGHS

Points	17 vs. Wisconsin (12/3/16)	3-PT FG Made	1 vs. McNeese State (11/20/15)	FT Attempts	7 vs. Abilene Christian (11/25/16)	Blocks	1 vs. Villanova (4/2/16)
FG Made	7 (twice)	3-PT FG Attempts	2 vs. Oral Roberst (12/7/16)	Rebounds	7 vs. Northern Iowa (11/18/16)	Steals	3 vs. Northwestern St (11/13/16)
FG Attempts	11 (Twice)	FT Made	6 vs. Oral Roberst (12/7/16)	Assists	5 vs. Northwestern St (11/13/16)	Minutes	36 vs. Northern Iowa (11/18/16)

#15 GRANT QUINN 6-4 185 FR GUARD

ARGYLE, TEXAS (LIBERTY CHRISTIAN HS)



2016-17 AVERAGES

GP-GS	PTS	REB	AST	MIN
-	-	-	-	-

►**HIGH SCHOOL:** A walk-on guard... Named to the TAPPS All-District Second Team and TAPPS Academic All-State Team his senior season...Averaged 15 points per game as a senior...Graduated from Liberty Christian HS with a 3.8 GPA...Strung together a five-game streak with at least four 3-pointers his senior year...Played for coach Lance Burroughs...Also competed in track and field.

CAREER HIGHS

Points		3-Pt FG Made		FT Attempts		Blocks	
FG Made		3-Pt FG Attempts		Rebounds		Steals	
FG Attempts		FT Made		Assists		Minutes	

#13 JORDAN SHEPHERD 6-2 180 FR GUARD ASHEVILLE, N.C. (ASHEVILLE CHRISTIAN ACADEMY)



2016-17 AVERAGES				
GP-GS	PTS	REB	AST	MIN
8-0	3.0	0.4	1.4	9.8


►**2016-17:** Scored a career-high nine points on 4-of-5 shooting with four dimes against Oral Roberts (Dec. 7)... Opened his collegiate career with eight points, two assists, two steals, one rebound and one block vs. Northwestern State (Nov. 13).

►**HIGH SCHOOL:** Honored as the 2015-16 Carolinas Athletic Association's Player of the Year after averaging 19.2 points, 5.1 assists, 5.1 rebounds and 2.1 steals per game as a senior...Named to the NCISAA 2-A All-State Team...Originally committed to James Madison but chose to reopen his recruitment after the program announced a coaching change.

CAREER HIGHS

Points	9 vs. Oral Roberts (12/7/16)	3-Pt FG Made	1 (3 times)	FT Attempts	4 vs. Northwestern St (11/13/16)	Blocks	1 (twice)
FG Made	4 vs. Oral Roberts (12/7/16)	3-Pt FG Attempts	2 (3 times)	Rebounds	2 vs. Oral Roberts (12/7/16)	Steals	2 (twice)
FG Attempts	5 (twice)	FT Made	3 vs. Northwestern St (11/13/16)	Assists	4 vs. Oral Roberts (12/7/16)	Minutes	19 vs. Northwestern St (11/13/16)

#0 DARRION STRONG-MOORE 6-1 180 JR GUARD CHICAGO, ILL. (COFFEYVILLE COMMUNITY COLLEGE [KAN.])



2016-17 AVERAGES				
GP-GS	PTS	REB	AST	MIN
8-0	4.4	0.9	2.0	18.9

►**2016-17:** Made his Sooner debut on Nov. 13 vs. Northwestern State, scoring nine points (4-of-5 shooting) with three assists in 15 minutes.

►**JUNIOR COLLEGE:** A three-star recruit by Rivals.com...Wrapped up his junior college career at Coffeyville Community College in Kansas...Last season as a sophomore, played in 30 games (all starts) and averaged 17.7 points, 3.3 assists and 2.8 rebounds per game while shooting .443 from the floor and .324 from long range...As a freshman in 2014-15, averaged 21.3 points and 2.2 assists per game while shooting .471 from the field and .420 from 3-point range...Was named freshman of the year and MVP of the Kansas Jayhawk Community College Conference and was named a third-team NJCAA All-American.

CAREER HIGHS

Points	9 vs. Northwestern St (11/13/16)	3-Pt FG Made	2 vs. Clemson (11/20/16)	FT Attempts	3 vs. No. Colorado (11/29/16)	Blocks	
FG Made	4 vs. Northwestern St (11/13/16)	3-Pt FG Attempts	4 vs. No. Colorado (11/29/16)	Rebounds	2 vs. Clemson (11/20/16)	Steals	1 (3 times)
FG Attempts	5 (four times)	FT Made	2 (twice)	Assists	3 (3 Times)	Minutes	27 vs. Wisconsin (12/3/16)

#30 MARSHALL THORPE 6-9 235 R-FR FORWARD TULSA, OKLA. (BISHOP KELLEY HS)



2016-17 AVERAGES				
GP-GS	PTS	REB	BLK	MIN
2-0	0.0	1.5	0.5	2.5

►**2016-17:** A walk-on forward in his first season with the program...Pulled down three rebounds in three minutes against Oral Roberts (Dec. 7)...Made his OU debut on Nov. 13 vs. Northwestern State.

►**HIGH SCHOOL:** Played at Bishop Kelley HS for coach Danny Limes...Named to the all-tournament first team for the eight-team Bishop Kelley Invitational...An all-state academic selection and member of the National Honors Society...Grew seven inches taller between his sophomore and senior years.

CAREER HIGHS

Points		3-Pt FG Made		FT Attempts		Blocks	1 vs. Northwestern St (11/13/16)
FG Made		3-Pt FG Attempts		Rebounds	3 vs. Oral Roberts (12/7/16)	Steals	1 vs. Oral Roberts (12/7/16)
FG Attempts	1 vs. Oral Roberts (12/7/16)	FT Made		Assists		Minutes	3 vs. Oral Roberts (12/7/16)

#10 JORDAN WOODARD6-0 187 SR GUARDARCADIA, OKLA. (EDMOND MEMORIAL HS)



2016-17 AVERAGES				
GP-GS	PTS	REB	AST	MIN
8-8	15.8	5.1	3.9	29.1

2015-16 AVERAGES				
GP-GS	PTS	REB	AST	MIN
37-37	11.1	3.0	3.4	29.8

►**2016-17:** A 2016 Preseason All-Big 12 Team honorable mention selection...Has started in 113 consecutive games...Strung together five straight games of three or more steals (Nov. 17-29), the first Sooner to put together such a streak since Eduardo Najera in 1998-99...Stuffed the stat sheet against Northern Colorado (Nov. 29) with 14 points, nine rebounds, seven assists and three steals...Named to the Tire Pros Invitational All-Tournament Team, averaging 18.7 points, 6.0 assists, 5.0 rebounds and 3.3 steals during the three-game tournament in Orlando, Fla...Totaled 21 points, nine assists, five rebounds and four steals vs. Clemson (Nov. 20) - the first game in his career that he dished out nine assists while scoring at least 20 points...Scored 16 second-half points and finished with a season-high 22 points with seven assists, six rebounds and four steals against Tulane (Nov. 17) - the first game in his career he has surpassed 20 points, five rebounds and five assists (he accomplished the feat again on Nov. 20 vs. Clemson)...Opened the season with 16 points, five rebounds and three assists in 20 minutes (Nov. 13 vs. Northwestern State...On pace to finish in top three in OU history in assists...Ranks eighth in program history in career assists (441) and career free throw percentage (.803)...With 1,274 career points, ranks 23rd on OU's career points list.

►**2015-16:** Voted All-Big 12 Honorable Mention by league coaches...Started all 37 games of the season...Averaged career highs in both points (13.0) and assists (3.4) per game and also averaged 3.0 rebounds and 1.6 steals (fifth in Big 12) per contest...His 13.0 points per game ranked second on the team and 10th overall in the Big 12...His assists per game total ranked ninth among conference foes...Shot .416 (151-363) from the floor, .455 (80-176) from 3-point range (second in Big 12) and .805 (99-123) from the charity stripe (seventh in Big 12)...In five NCAA Tournament games, averaged 15.8 points, 3.2 rebounds and 2.8 assists in 29.8 minutes...Had 27 double figures scoring games on the year...Registered six games of 20 or more points.

CAREER HIGHS							
Points	28 vs. Harvard (12/25/15)	3-Pt FG Made	6 (twice)	FT Attempts	22 vs. Tulsa (12/14/13)	Blocked Shots	1 (13 times)
FG Made	9 (twice)	3-Pt FG Attempts	10 vs. Northern Iowa (11/18/16)	Rebounds	9 (twice)	Steals	5 vs. Oklahoma State (1/31/15)
FG Attempts	20 vs. Kansas (1/4/16)	FT Made	17 vs. Tulsa (12/14/13)	Assists	12 vs. UT Arlington (12/17/13)	Minutes Played	50 vs. Kansas (1/4/16)



LON KRUGER

17 NCAA TOURNAMENT APPEARANCES • TWO FINAL FOURS • FIVE SWEET SIXTEENS
 ONLY COACH TO LEAD FIVE DIFFERENT PROGRAMS TO AN NCAA TOURNAMENT WIN
 10TH MOST WINS AMONG ACTIVE DIVISION I HEAD COACHES

KRUGER'S SOONER TURNAROUND

- Kruger has been leaving his trademark rebuilding stamp on college basketball programs throughout his career. He is the only Division I coach to ever take five different schools to the NCAA Tournament. In 2015 he became the first coach since the NCAA Tournament expanded to 64 teams in 1985 to take four programs to the Sweet 16 or beyond.
- After inheriting a program that went 27-36 (.429) in the two seasons prior to his arrival, Kruger has coached the Sooners to a 117-59 (.665) record in six seasons. Over the last four full campaigns, OU posted a 96-41 (.701) mark and advanced to the NCAA Tournament each season, capped by a trip to the 2016 Final Four in Houston. The Sooners had previously not been to the postseason since 2009 when they advanced to the NCAA Elite Eight.
- With a career college coaching record of 596-363 (.622), Kruger owns the 10th most wins among active Division I coaches. He owns a 20-17 record in NCAA Tournament games and has compiled 16 20-plus-win seasons, including nine in the last 10 years. His collegiate teams have made postseason appearances in 21 of the last 26 years.
- Under Kruger, Sooner players have earned First-Team All-Big 12 selections on three occasions and racked up 14 Academic All-Big 12 honors. Buddy Hield, who played four seasons for Kruger (2012-16), was named the winner of the 2016 Wooden Award, Naismith Trophy and the Oscar Robertson Trophy as the national player of the year (first consensus player of the year for OU since Blake Griffin in 2009).
- Three Sooners have been drafted into the NBA during Kruger's tenure. Buddy Hield was selected as the sixth overall pick in the 2016 NBA Draft while Isaiah Cousins (2016) and Romero Osby (2013) were chosen in the second round of their respected drafts.
- For a full bio, visit SoonerSports.com.

LON KRUGER YEAR BY YEAR

Year	School	Record	Pct.
1982-83	Pan American	7-21	.250
1983-84	Pan American	13-14	.481
1984-85	Pan American	12-16	.429
1985-86	Pan American	20-8	.714
1986-87	* Kansas State	20-11	.645
1987-88	* Kansas State	25-9	.735
1988-89	* Kansas State	19-11	.633
1989-90	* Kansas State	17-15	.531
1990-91	Florida	11-17	.393
1991-92	^ Florida	19-14	.576
1992-93	^ Florida	16-12	.571
1993-94	* Florida	29-8	.784
1994-95	* Florida	17-13	.567
1995-96	Florida	12-16	.429
1996-97	* Illinois	22-10	.688
1997-98	* Illinois	23-10	.697
1998-99	Illinois	14-18	.438
1999-00	* Illinois	22-10	.688
2004-05	^ UNLV	17-14	.548
2005-06	UNLV	17-13	.567
2006-07	* UNLV	30-7	.811
2007-08	* UNLV	27-8	.771
2008-09	^ UNLV	21-11	.656
2009-10	* UNLV	25-9	.735
2010-11	* UNLV	24-9	.727
2011-12	Oklahoma	15-16	.483
2012-13	* Oklahoma	20-12	.625
2013-14	* Oklahoma	23-10	.697
2014-15	* Oklahoma	24-11	.686
2015-16	* Oklahoma	29-8	.784
2016-17	Oklahoma	6-2	.714
Totals		596-363	.622
* NCAA Tournament ^ NIT			

GAME 9: OKLAHOMA VS. WICHITA STATE

#40 RICHARD ANDERSON

Date	Opponent	MIN	FG	3FG	FT	O-D-T	PF	A	TO	B	S	TP
N13	Northwestern State	2	0-0	0-0	0-0	0-0-0	0	0	0	0	0	0
N17	vs. Tulane					DNP						
N18	vs. Northern Iowa					DNP						
N20	vs. Clemson					DNP						
N25	Abilene Christian					DNP						
N29	Northern Colorado					DNP						
D3	at Wisconsin					DNP						
D7	Oral Roberts	3	0-0	0-0	0-0	0-0-0	0	0	0	0	0	0
D10	Wichita State											
D17	Memphis											
D21	vs. Auburn											
D30	Baylor											
J3	at TCU											
J7	at Kansas State											
J10	Kansas											
J14	Texas Tech											
J18	at West Virginia											
J21	Iowa State											
J23	at Texas											
J28	Florida											
J30	Oklahoma State											
F4	at Texas Tech											
F8	West Virginia											
F11	at Iowa State											
F14	Texas											
F18	at Oklahoma State											
F21	at Baylor											
F25	Kansas State											
F27	at Kansas											
M4	TCU											

* Starter

#21 DANTE BUFORD

Date	Opponent	MIN	FG	3FG	FT	O-D-T	PF	A	TO	B	S	TP
N13	Northwestern State					DNP						
N17	vs. Tulane					DNP						
N18	vs. Northern Iowa					DNP						
N20	vs. Clemson	2	0-1	0-0	0-0	0-0-0	1	0	0	0	0	0
N25	Abilene Christian	2	0-0	0-0	0-0	0-0-0	0	0	0	0	0	0
N29	Northern Colorado	9	3-4	2-3	0-1	1-0-1	0	1	0	0	0	8
D3	at Wisconsin	12	0-2	0-1	2-2	0-1-1	3	0	0	1	0	2
D7	*Oral Roberts	11	0-1	0-1	0-0	0-3-3	0	0	0	0	0	0
D10	Wichita State											
D17	Memphis											
D21	vs. Auburn											
D30	Baylor											
J3	at TCU											
J7	at Kansas State											
J10	Kansas											
J14	Texas Tech											
J18	at West Virginia											
J21	Iowa State											
J23	at Texas											
J28	Florida											
J30	Oklahoma State											
F4	at Texas Tech											
F8	West Virginia											
F11	at Iowa State											
F14	Texas											
F18	at Oklahoma State											
F21	at Baylor											
F25	Kansas State											
F27	at Kansas											
M4	TCU											

* Starter

#25 C.J. COLE

Date	Opponent	MIN	FG	3FG	FT	O-D-T	PF	A	TO	B	S	TP
N13	Northwestern State	3	0-0	0-0	0-2	0-0-2	0	1	0	0	0	0
N17	vs. Tulane					DNP						
N18	vs. Northern Iowa	5	1-1	0-0	0-0	0-1-1	2	0	0	0	0	2
N20	vs. Clemson	2	0-1	0-0	0-0	0-0-0	2	0	0	0	0	0
N25	Abilene Christian					DNP						
N29	Northern Colorado	3	0-0	0-0	0-0	0-0-0	0	0	0	0	0	0
D3	at Wisconsin	1	0-0	0-0	0-0	0-0-0	0	0	0	0	0	0
D7	Oral Roberts	3	0-0	0-0	0-0	0-0-0	0	0	0	0	0	0
D10	Wichita State											
D17	Memphis											
D21	vs. Auburn											
D30	Baylor											
J3	at TCU											
J7	at Kansas State											
J10	Kansas											
J14	Texas Tech											
J18	at West Virginia											
J21	Iowa State											
J23	at Texas											
J28	Florida											
J30	Oklahoma State											
F4	at Texas Tech											
F8	West Virginia											
F11	at Iowa State											
F14	Texas											
F18	at Oklahoma State											
F21	at Baylor											
F25	Kansas State											
F27	at Kansas											
M4	TCU											

* Starter

#11 KRISTIAN DOOLITTLE

Date	Opponent	MIN	FG	3FG	FT	O-D-T	PF	A	TO	B	S	TP
N13	*Northwestern State	19	2-4	1-2	0-0	1-2-3	2	1	0	0	0	5
N17	*vs. Tulane	22	3-8	0-1	2-2	5-7-12	0	0	1	0	0	8
N18	*vs. Northern Iowa	34	3-5	1-1	6-8	2-3-5	5	2	5	0	2	13
N20	*vs. Clemson	32	0-5	0-0	2-2	3-4-7	2	3	2	0	2	2
N25	*Abilene Christian	24	1-5	0-2	7-8	2-3-5	1	0	1	0	2	9
N29	Northern Colorado	18	7-8	1-1	2-3	2-3-5	0	0	0	0	0	17
D3	at Wisconsin	15	1-2	0-0	2-2	0-3-3	2	0	4	0	0	4
D7	Oral Roberts	15	4-7	1-1	0-0	1-3-4	0	1	1	0	0	9
D10	Wichita State											
D17	Memphis											
D21	vs. Auburn											
D30	Baylor											
J3	at TCU											
J7	at Kansas State											
J10	Kansas											
J14	Texas Tech											
J18	at West Virginia											
J21	Iowa State											
J23	at Texas											
J28	Florida											
J30	Oklahoma State											
F4	at Texas Tech											
F8	West Virginia											
F11	at Iowa State											
F14	Texas											
F18	at Oklahoma State											
F21	at Baylor											
F25	Kansas State											
F27	at Kansas											
M4	TCU											

* Starter

GAME 9: OKLAHOMA VS. WICHITA STATE

#5 MATT FREEMAN

Date	Opponent	MIN	FG	3FG	FT	O-D-T	PF	A	TO	B	S	TP
N13	Northwestern State	18	6-7	3-4	0-0	0-1-1	3	0	1	0	1	15
N17	vs. Tulane	20	2-3	2-3	0-0	0-2-2	0	0	0	0	0	9
N18	vs. Northern Iowa	11	1-3	1-2	0-0	0-2-2	0	2	1	1	0	3
N20	vs. Clemson	7	0-2	0-1	0-0	0-4-4	1	1	2	1	0	0
N25	Abilene Christian	15	2-5	0-3	1-2	1-3-4	0	0	0	0	1	5
N29	*Northern Colorado	13	0-2	0-1	0-0	1-1-2	1	0	1	0	0	0
D3	*at Wisconsin	13	0-4	0-4	0-0	1-1-2	2	0	2	0	0	0
D7	Oral Roberts	12	4-7	1-2	0-0	1-2-3	1	0	1	0	0	9
D10	Wichita State											
D17	Memphis											
D21	vs. Auburn											
D30	Baylor											
J3	at TCU											
J7	at Kansas State											
J10	Kansas											
J14	Texas Tech											
J18	at West Virginia											
J21	Iowa State											
J23	at Texas											
J28	Florida											
J30	Oklahoma State											
F4	at Texas Tech											
F8	West Virginia											
F11	at Iowa State											
F14	Texas											
F18	at Oklahoma State											
F21	at Baylor											
F25	Kansas State											
F27	at Kansas											
M4	TCU											

* Starter

#22 DANIEL HARPER

Date	Opponent	MIN	FG	3FG	FT	O-D-T	PF	A	TO	B	S	TP
N13	Northwestern State	2	0-1	0-0	0-0	0-1-1	0	1	1	0	0	0
N17	vs. Tulane					DNP						
N18	vs. Northern Iowa					DNP						
N20	vs. Clemson					DNP						
N25	Abilene Christian					DNP						
N29	Northern Colorado					DNP						
D3	at Wisconsin					DNP						
D7	Oral Roberts					DNP						
D10	Wichita State											
D17	Memphis											
D21	vs. Auburn											
D30	Baylor											
J3	at TCU											
J7	at Kansas State											
J10	Kansas											
J14	Texas Tech											
J18	at West Virginia											
J21	Iowa State											
J23	at Texas											
J28	Florida											
J30	Oklahoma State											
F4	at Texas Tech											
F8	West Virginia											
F11	at Iowa State											
F14	Texas											
F18	at Oklahoma State											
F21	at Baylor											
F25	Kansas State											
F27	at Kansas											
M4	TCU											

* Starter

#3 CHRISTIAN JAMES

Date	Opponent	MIN	FG	3FG	FT	O-D-T	PF	A	TO	B	S	TP
N13	*Northwestern State	20	5-7	2-3	0-0	1-2-3	2	3	2	0	0	12
N17	*vs. Tulane	19	5-9	2-3	0-2	1-3-4	4	4	1	0	1	12
N18	*vs. Northern Iowa	28	3-8	1-3	2-4	1-6-7	5	2	3	0	1	9
N20	*vs. Clemson	26	6-10	5-5	0-0	0-3-3	3	1	2	0	0	17
N25	*Abilene Christian	22	1-7	0-2	2-5	0-1-1	3	2	3	0	1	4
N29	*Northern Colorado	27	5-10	2-5	2-4	2-5-7	2	1	2	0	1	14
D3	*at Wisconsin	28	5-8	1-1	0-1	0-4-4	4	1	3	1	0	11
D7	*Oral Roberts	21	6-10	3-4	2-2	1-3-4	1	1	4	0	4	17
D10	Wichita State											
D17	Memphis											
D21	vs. Auburn											
D30	Baylor											
J3	at TCU											
J7	at Kansas State											
J10	Kansas											
J14	Texas Tech											
J18	at West Virginia											
J21	Iowa State											
J23	at Texas											
J28	Florida											
J30	Oklahoma State											
F4	at Texas Tech											
F8	West Virginia											
F11	at Iowa State											
F14	Texas											
F18	at Oklahoma State											
F21	at Baylor											
F25	Kansas State											
F27	at Kansas											
M4	TCU											

* Starter

#12 KHADEEM LATTIN

Date	Opponent	MIN	FG	3FG	FT	O-D-T	PF	A	TO	B	S	TP
N13	*Northwestern State	24	7-9	0-0	5-6	6-5-11	3	0	2	2	1	19
N17	*vs. Tulane	22	3-6	0-0	4-6	0-4-4	4	2	3	0	0	10
N18	*vs. Northern Iowa	26	3-7	0-0	5-5	5-1-6	4	0	3	4	1	11
N20	*vs. Clemson	29	5-10	0-0	0-0	0-4-4	4	1	2	2	2	10
N25	*Abilene Christian	25	3-6	0-0	3-4	2-7-9	1	0	1	2	3	9
N29	*Northern Colorado	22	5-6	0-0	0-2	3-3-6	2	0	3	5	3	10
D3	*at Wisconsin	31	2-5	0-0	5-5	3-4-7	4	0	2	0	1	9
D7	*Oral Roberts	22	2-3	0-0	5-6	1-3-4	3	2	0	2	4	9
D10	Wichita State											
D17	Memphis											
D21	vs. Auburn											
D30	Baylor											
J3	at TCU											
J7	at Kansas State											
J10	Kansas											
J14	Texas Tech											
J18	at West Virginia											
J21	Iowa State											
J23	at Texas											
J28	Florida											
J30	Oklahoma State											
F4	at Texas Tech											
F8	West Virginia											
F11	at Iowa State											
F14	Texas											
F18	at Oklahoma State											
F21	at Baylor											
F25	Kansas State											
F27	at Kansas											
M4	TCU											

* Starter

GAME 9: OKLAHOMA VS. WICHITA STATE

#20 KAMERON MCGUSTY													
Date	Opponent	MIN	FG	3FG	FT	O-D-T	PF	A	TO	B	S	TP	
N13	Northwestern State	18	1-5	0-2	1-2	0-1-1	0	0	2	0	0	3	
N17	vs. Tulane	17	1-5	0-2	2-2	0-2-2	0	2	2	0	0	4	
N18	vs. Northern Iowa	15	1-3	1-1	0-0	0-1-1	2	3	0	0	0	3	
N20	vs. Clemson	18	6-8	1-3	1-1	0-1-1	1	0	1	0	2	14	
N25	Abilene Christian	21	1-3	0-0	4-5	1-1-2	1	3	0	0	2	6	
N29	Northern Colorado	16	2-6	2-5	0-0	1-2-3	0	1	2	2	0	6	
D3	at Wisconsin	12	4-4	1-1	2-2	0-1-1	1	0	2	0	0	11	
D7	Oral Roberts	15	3-7	2-5	0-0	1-2-3	0	2	1	0	2	8	
D10	Wichita State												
D17	Memphis												
D21	vs. Auburn												
D30	Baylor												
J3	at TCU												
J7	at Kansas State												
J10	Kansas												
J14	Texas Tech												
J18	at West Virginia												
J21	Iowa State												
J23	at Texas												
J28	Florida												
J30	Oklahoma State												
F4	at Texas Tech												
F8	West Virginia												
F11	at Iowa State												
F14	Texas												
F18	at Oklahoma State												
F21	at Baylor												
F25	Kansas State												
F27	at Kansas												
M4	TCU												
* Starter													

#4 JAMUNI MCNEACE													
Date	Opponent	MIN	FG	3FG	FT	O-D-T	PF	A	TO	B	S	TP	
N13	Northwestern State	16	3-5	0-0	0-2	1-5-6	2	0	0	3	0	6	
N17	vs. Tulane	18	3-3	0-0	0-2	3-6-9	5	0	0	1	0	6	
N18	vs. Northern Iowa	15	1-1	0-0	0-0	0-4-4	1	0	2	1	0	2	
N20	vs. Clemson	8	0-0	0-0	0-0	1-2-3	3	0	0	2	0	0	
N25	Abilene Christian	15	1-5	0-0	3-4	3-3-6	3	0	0	3	0	5	
N29	Northern Colorado	15	1-2	0-0	1-2	0-7-7	2	0	1	1	1	3	
D3	at Wisconsin	8	0-1	0-0	0-0	1-1-2	0	0	0	1	0	0	
D7	Oral Roberts	13	1-1	0-0	0-0	0-0-0	1	1	1	1	0	2	
D10	Wichita State												
D17	Memphis												
D21	vs. Auburn												
D30	Baylor												
J3	at TCU												
J7	at Kansas State												
J10	Kansas												
J14	Texas Tech												
J18	at West Virginia												
J21	Iowa State												
J23	at Texas												
J28	Florida												
J30	Oklahoma State												
F4	at Texas Tech												
F8	West Virginia												
F11	at Iowa State												
F14	Texas												
F18	at Oklahoma State												
F21	at Baylor												
F25	Kansas State												
F27	at Kansas												
M4	TCU												
* Starter													

#1 RASHARD ODOMES													
Date	Opponent	MIN	FG	3FG	FT	O-D-T	PF	A	TO	B	S	TP	
N13	*Northwestern State	22	2-4	0-0	0-2	0-3-3	2	5	2	0	3	4	
N17	*vs. Tulane	31	7-11	0-0	1-5	2-2-4	1	1	3	0	2	15	
N18	*vs. Northern Iowa	36	5-11	0-1	1-1	1-6-7	1	3	2	0	2	11	
N20	*vs. Clemson	10	0-0	0-0	0-0	0-1-1	2	1	0	1	0	0	
N25	*Abilene Christian	21	4-8	0-0	5-7	0-3-3	1	0	2	0	0	13	
N29	*Northern Colorado	14	3-6	0-0	2-2	0-2-2	4	1	1	0	1	8	
D3	*at Wisconsin	25	7-10	0-0	3-5	0-1-1	2	1	1	0	0	17	
D7	*Oral Roberts	21	3-8	0-2	6-6	0-3-3	2	3	0	0	0	12	
D10	Wichita State												
D17	Memphis												
D21	vs. Auburn												
D30	Baylor												
J3	at TCU												
J7	at Kansas State												
J10	Kansas												
J14	Texas Tech												
J18	at West Virginia												
J21	Iowa State												
J23	at Texas												
J28	Florida												
J30	Oklahoma State												
F4	at Texas Tech												
F8	West Virginia												
F11	at Iowa State												
F14	Texas												
F18	at Oklahoma State												
F21	at Baylor												
F25	Kansas State												
F27	at Kansas												
M4	TCU												
* Starter													

#15 GRANT QUINN													
Date	Opponent	MIN	FG	3FG	FT	O-D-T	PF	A	TO	B	S	TP	
N13	Northwestern State												DNP
N17	vs. Tulane												DNP
N18	vs. Northern Iowa												DNP
N20	vs. Clemson												DNP
N25	Abilene Christian												DNP
N29	Northern Colorado												DNP
D3	at Wisconsin												DNP
D7	Oral Roberts												DNP
D10	Wichita State												
D17	Memphis												
D21	vs. Auburn												
D30	Baylor												
J3	at TCU												
J7	at Kansas State												
J10	Kansas												
J14	Texas Tech												
J18	at West Virginia												
J21	Iowa State												
J23	at Texas												
J28	Florida												
J30	Oklahoma State												
F4	at Texas Tech												
F8	West Virginia												
F11	at Iowa State												
F14	Texas												
F18	at Oklahoma State												
F21	at Baylor												
F25	Kansas State												
F27	at Kansas												
M4	TCU												
* Starter													

GAME 9: OKLAHOMA VS. WICHITA STATE

#13 JORDAN SHEPHERD

Date	Opponent	MIN	FG	3FG	FT	O-D-T	PF	A	TO	B	S	TP
N13	Northwestern State	19	2-5	1-2	3-4	0-1-1	3	2	1	1	2	8
N17	vs. Tulane	13	1-2	0-1	0-0	0-0-0	2	2	0	0	0	2
N18	vs. Northern Iowa	4	0-0	0-0	0-0	0-0-0	0	1	0	0	0	0
N20	vs. Clemson	7	0-0	0-0	0-0	0-0-0	0	1	0	0	0	0
N25	Abilene Christian	7	0-0	0-0	0-2	0-0-0	2	0	2	0	1	0
N29	Northern Colorado	10	2-4	1-2	0-0	0-0-0	5	1	2	1	1	5
D3	at Wisconsin	3	0-1	0-0	0-0	0-0-0	0	0	0	0	0	0
D7	Oral Roberts	15	4-5	1-2	0-0	0-2-2	0	4	1	0	2	9
D10	Wichita State											
D17	Memphis											
D21	vs. Auburn											
D30	Baylor											
J3	at TCU											
J7	at Kansas State											
J10	Kansas											
J14	Texas Tech											
J18	at West Virginia											
J21	Iowa State											
J23	at Texas											
J28	Florida											
J30	Oklahoma State											
F4	at Texas Tech											
F8	West Virginia											
F11	at Iowa State											
F14	Texas											
F18	at Oklahoma State											
F21	at Baylor											
F25	Kansas State											
F27	at Kansas											
M4	TCU											

* Starter

#0 DARRION STRONG-MOORE

Date	Opponent	MIN	FG	3FG	FT	O-D-T	PF	A	TO	B	S	TP
N13	Northwestern State	15	4-5	1-2	0-0	0-0-0	1	3	3	0	0	9
N17	vs. Tulane	10	1-3	0-1	2-2	0-0-0	1	3	1	0	0	4
N18	vs. Northern Iowa	15	0-1	0-1	0-0	0-1-1	3	1	3	0	0	0
N20	vs. Clemson	25	2-5	2-3	0-0	0-2-2	1	3	2	0	0	6
N25	Abilene Christian	17	2-4	1-2	0-2	0-2-2	3	1	3	0	1	5
N29	Northern Colorado	20	0-5	0-4	2-3	0-1-1	1	1	0	0	1	2
D3	at Wisconsin	27	3-5	1-3	0-0	0-0-0	1	1	1	0	0	7
D7	Oral Roberts	22	1-2	0-1	0-0	1-0-1	3	3	0	0	1	2
D10	Wichita State											
D17	Memphis											
D21	vs. Auburn											
D30	Baylor											
J3	at TCU											
J7	at Kansas State											
J10	Kansas											
J14	Texas Tech											
J18	at West Virginia											
J21	Iowa State											
J23	at Texas											
J28	Florida											
J30	Oklahoma State											
F4	at Texas Tech											
F8	West Virginia											
F11	at Iowa State											
F14	Texas											
F18	at Oklahoma State											
F21	at Baylor											
F25	Kansas State											
F27	at Kansas											
M4	TCU											

* Starter

#30 MARSHALL THORPE

Date	Opponent	MIN	FG	3FG	FT	O-D-T	PF	A	TO	B	S	TP
N13	Northwestern State	2	0-0	0-0	0-0	0-0-0	0	0	0	0	0	0
N17	vs. Tulane					DNP						
N18	vs. Northern Iowa					DNP						
N20	vs. Clemson					DNP						
N25	Abilene Christian					DNP						
N29	Northern Colorado					DNP						
D3	at Wisconsin					DNP						
D7	Oral Roberts	3	0-1	0-0	0-0	2-1-3	0	0	1	0	1	0
D10	Wichita State											
D17	Memphis											
D21	vs. Auburn											
D30	Baylor											
J3	at TCU											
J7	at Kansas State											
J10	Kansas											
J14	Texas Tech											
J18	at West Virginia											
J21	Iowa State											
J23	at Texas											
J28	Florida											
J30	Oklahoma State											
F4	at Texas Tech											
F8	West Virginia											
F11	at Iowa State											
F14	Texas											
F18	at Oklahoma State											
F21	at Baylor											
F25	Kansas State											
F27	at Kansas											
M4	TCU											

* Starter



#10 JORDAN WOODARD

Date	Opponent	MIN	FG	3FG	FT	O-D-T	PF	A	TO	B	S	TP
N13	*Northwestern State	20	5-11	1-3	5-5	1-4-5	2	3	0	0	0	16
N17	*vs. Tulane	30	6-12	4-6	6-7	0-6-6	2	7	3	0	4	22
N18	*vs. Northern Iowa	36	3-16	3-10	4-4	0-4-4	1	2	5	0	3	13
N20	*vs. Clemson	34	8-15	2-8	3-4	0-5-5	3	9	2	1	3	21
N25	*Abilene Christian	31	5-12	2-5	4-7	1-3-4	2	0	1	0	3	16
N29	*Northern Colorado	33	6-10	0-2	2-4	3-6-9	1	7	4	0	3	14
D3	*at Wisconsin	25	3-9	3-4	0-0	0-5-5	1	1	1	0	0	9
D7	*Oral Roberts	24	5-12	3-5	2-2	1-2-3	1	2	3	0	2	15
D10	Wichita State											
D17	Memphis											
D21	vs. Auburn											
D30	Baylor											
J3	at TCU											
J7	at Kansas State											
J10	Kansas											
J14	Texas Tech											
J18	at West Virginia											
J21	Iowa State											
J23	at Texas											
J28	Florida											
J30	Oklahoma State											
F4	at Texas Tech											
F8	West Virginia											
F11	at Iowa State											
F14	Texas											
F18	at Oklahoma State											
F21	at Baylor											
F25	Kansas State											
F27	at Kansas											
M4	TCU											

* Starter

GAME 9: OKLAHOMA VS. WICHITA STATE

Official Basketball Box Score -- Game Totals -- Final Statistics															
Northwestern State vs Oklahoma															
11/13/16 4 p.m. CT at Norman, Okla. (Lloyd Noble Center)															
Northwestern State 61 • 0-2															
#	Player	Total	3-Ptr	Rebounds			PF	TP	A	TO	Blk	Stl	Min		
		FG-FGA	FG-FGA	FT-FTA	Off	Def	Tot								
20	Lane, Ishmael	f	4-13	0-0	3-4	1	3	4	3	11	2	3	0	1	19
23	Woodley, Zeek	f	7-12	1-3	4-4	0	0	0	2	19	0	1	0	1	26
00	Joseph, Tra'von	g	1-4	0-0	0-0	1	2	3	1	2	0	0	0	0	26
01	Sweeney, Iziahiah	g	0-6	0-1	3-6	2	1	3	1	3	1	1	0	0	18
02	Boyd, Josh	g	2-8	1-4	0-0	1	1	2	2	5	1	5	0	2	18
03	Hall, Devonte	g	0-2	0-0	2-2	1	1	2	1	2	3	2	0	2	17
10	Kissoonlal, Reginald	g	0-2	0-1	0-0	0	1	1	1	0	0	0	0	0	5
15	Metoyer, Malik	g	4-5	0-0	2-4	2	4	6	1	10	3	0	0	0	19
21	Thompson, Sabri	g	2-10	1-4	0-1	3	2	5	1	5	1	1	0	0	16
34	Bell, Jordan	g	1-1	1-1	1-2	1	0	1	0	4	0	0	0	0	7
40	Hamilton, Tanner	g	0-0	0-0	0-2	0	0	0	1	0	0	0	0	0	9
44	Walker, Bailey	g	0-1	0-1	0-0	1	0	1	1	0	0	1	0	1	20
	Team					3	1	4			3				
	Totals		21-64	4-15	15-25	16	16	32	15	61	11	17	0	8	200
FG % 1st Half: 9-29 31.0% 2nd half: 12-35 34.3% Game: 21-64 32.8% Deadball Rebounds 7															
3FG % 1st Half: 2-8 25.0% 2nd half: 2-7 28.6% Game: 4-15 26.7%															
FT % 1st Half: 7-10 70.0% 2nd half: 8-15 53.3% Game: 15-25 60.0%															
Oklahoma 97 • 1-0															
#	Player	Total	3-Ptr	Rebounds			PF	TP	A	TO	Blk	Stl	Min		
		FG-FGA	FG-FGA	FT-FTA	Off	Def	Tot								
11	Doolittle, Kristian	f	2-4	1-2	0-0	1	2	3	2	5	1	0	0	0	19
12	Lattin, Khadeem	f	7-9	0-0	5-6	6	5	11	3	19	0	2	2	1	24
01	Odomes, Rashard	g	2-4	0-0	0-2	0	3	3	2	4	5	2	0	3	22
03	James, Christian	g	5-7	2-3	0-0	1	2	3	2	12	3	2	0	0	20
10	Woodard, Jordan	g	5-11	1-3	5-5	1	4	5	2	16	3	0	0	0	20
00	Strong-Moore,Darrion	g	4-5	1-2	0-0	0	0	0	1	9	3	3	0	0	15
04	McNeace, Jamuni	g	3-5	0-0	0-2	1	5	6	2	6	0	0	3	0	16
05	Freeman, Matt	g	6-7	3-4	0-0	0	1	1	3	15	0	1	0	1	18
13	Shepherd, Jordan	g	2-5	1-2	3-4	0	1	1	3	8	2	1	1	2	19
20	McGusty, Kameron	g	1-5	0-2	1-2	0	1	1	0	3	0	2	0	0	18
22	Harper, Daniel	g	0-1	0-0	0-0	0	1	1	0	0	1	1	0	0	2
25	Cole, C.J.	g	0-0	0-0	0-2	2	0	2	0	0	1	0	0	0	3
30	Thorpe, Marshall	g	0-0	0-0	0-0	0	0	0	0	0	0	0	1	0	2
40	Anderson, Richard	g	0-0	0-0	0-0	0	0	0	0	0	0	0	0	0	2
	Team					1	3	4							
	Totals		37-63	9-18	14-23	13	28	41	22	97	19	14	7	7	200
FG % 1st Half: 17-32 53.1% 2nd half: 20-31 64.5% Game: 37-63 58.7% Deadball Rebounds 6,2															
3FG % 1st Half: 5-11 45.5% 2nd half: 4-7 57.1% Game: 9-18 50.0%															
FT % 1st Half: 7-12 58.3% 2nd half: 7-11 63.6% Game: 14-23 60.9%															
Officials: Joe Derosa, Jamie Luckie, Kerby Stitt															
Technical fouls: Northwestern State-None. Oklahoma-None.															
Attendance: 8456															
Estimated Attendance: 4,081															
Score by periods															
	1st	2nd	OT	Total											
Northwestern State	27	34		61											
Oklahoma	46	51		97											
Last FG - NWST 2nd-00:14, OU 2nd-02:11.															
Largest lead - NWST None, OU by 40 2nd-02:11.															
NWST led for 00:00. OU led for 39:47. Game was tied for 00:13.															
Score tied - 0 times.															
Lead changed - 0 times.															

Official Basketball Box Score -- Game Totals -- Final Statistics

Tulane vs Oklahoma

11/17/16 7:00 PM at Orlando, Fla. (HP Field House)

Tulane 70 • 1-2

#	Player		Total	3-Ptr	Rebounds			PF	TP	A	TO	Blk	Stl	Min	
			FG-FGA	FG-FGA	FT-FTA	Off	Def								Tot
15	SMITH, Ryan	c	5-10	0-0	0-0	2	4	6	2	10	0	0	4	1	29
05	REYNOLDS, Cameron	g	6-14	4-9	3-4	1	5	6	3	19	3	3	2	0	35
13	MORGAN, Malik	g	3-8	1-3	3-3	0	2	2	3	10	7	2	1	1	29
14	SLATER, Colin	g	1-2	1-1	0-0	0	0	0	4	3	1	3	0	0	9
35	SLAZIER, Melvin	g	2-8	1-2	1-2	1	4	5	1	6	0	2	1	1	24
03	ONA EMBO, Ray	g	2-6	1-3	0-0	1	2	3	2	5	3	0	0	0	23
10	JULIEN, Von	g	2-3	2-2	2-4	0	2	2	0	8	1	1	0	0	14
11	HARRIS, Kain	g	3-7	1-2	0-0	0	0	0	5	7	0	4	0	0	21
12	REYES, Sammis	g	0-0	0-0	0-4	0	2	2	3	0	1	0	1	2	11
22	JONES, Darien	g	0-0	0-0	0-0	0	0	0	0	0	0	0	0	0	1
23	PAUL, Blake	g	1-2	0-0	0-0	1	1	2	2	2	0	0	0	0	4
	Team					0	3	3							
	Totals		25-60	11-22	9-17	6	25	31	25	70	16	15	9	5	200

FG % 1st Half: 13-32 40.6%

2nd half: 12-28 42.9%

Game: 25-60 41.7%

3FG % 1st Half: 6-11 54.5%

2nd half: 5-11 45.5%

Game: 11-22 50.0%

FT % 1st Half: 3-9 33.3%

2nd half: 6-8 75.0%

Game: 9-17 52.9%

Deadball Rebounds 3

Oklahoma 89 • 2-0

#	Player		Total	3-Ptr	Rebounds			PF	TP	A	TO	Blk	Stl	Min	
			FG-FGA	FG-FGA	FT-FTA	Off	Def								Tot
11	Doolittle, Kristian	f	3-8	0-1	2-2	5	7	12	0	8	0	1	0	0	20
12	Lattin, Khadeem	f	3-6	0-0	4-6	0	4	4	4	10	2	3	0	0	22
01	Odomes, Rashard	g	7-11	0-0	1-5	2	2	4	1	15	1	3	0	2	31
03	James, Christian	g	5-9	2-3	0-2	1	3	4	12	4	12	4	1	0	19
10	Woodard, Jordan	g	6-12	4-6	6-7	0	6	6	2	22	7	3	0	4	30
00	Strong-Moore,Darrion	g	1-3	0-1	2-2	0	0	0	1	4	3	1	0	0	10
04	McNeace, Jamuni	g	3-3	0-0	0-2	3	6	9	5	6	0	0	1	0	18
05	Freeman, Matt	g	2-3	2-3	0-0	0	2	2	0	6	0	0	0	0	20
13	Shepherd, Jordan	g	1-2	0-1	0-0	0	0	0	2	2	2	0	0	0	13
20	McGusty, Kameron	g	1-5	0-2	2-2	0	2	2	0	4	2	2	0	0	17
	Team					1	2	3							
	Totals		32-62	8-17	17-28	12	34	46	19	89	21	14	1	7	200

FG % 1st Half: 14-35 40.0%

2nd half: 18-27 66.7%

Game: 32-62 51.6%

3FG % 1st Half: 4-12 33.3%

2nd half: 4-5 80.0%

Game: 8-17 47.1%

FT % 1st Half: 6-12 50.0%

2nd half: 11-16 68.8%

Game: 17-28 60.7%

Deadball Rebounds 4

Officials: Ron Groover, Brian O'Connell, Rick Randall

Technical fouls: Tulane-None. Oklahoma-None.

Attendance:

Game 4 of the Tire Pros Invitational

Score by periods	1st	2nd	Total
Tulane	35	35	70
Oklahoma	38	51	89

Points

TUN

OU

Off Paint

TUN

OU

T/O

TUN

OU

2nd Chance

TUN

OU

Fast Break

TUN

OU

Bench

TUN

OU

Last FG - TUN 2nd-02:42, OU 2nd-00:23.

Largest lead - TUN by 4 1st-07:03, OU by 19 2nd-00:23.

TUN led for 04:26, OU led for 32:12. Game was tied for 03:22.

Score tied - 3 times.

Lead changed - 4 times.

GAME 9: OKLAHOMA VS. WICHITA STATE

Official Basketball Box Score -- Game Totals -- Final Statistics																	Official Basketball Box Score -- Game Totals -- Final Statistics																																																																																																																																																																																																																																																																																																																																																																																																																																																																																																																																																																																																																																																																																																																																																																																																																																																																																																																																																																																																																																																																																																																																																																																																																																																																																																							
Abilene Christian vs Oklahoma																	Northern Colorado vs Oklahoma																																																																																																																																																																																																																																																																																																																																																																																																																																																																																																																																																																																																																																																																																																																																																																																																																																																																																																																																																																																																																																																																																																																																																																																																																																																																																																							
11/25/16 2 p.m. at Norman, Okla. (Lloyd Noble Center)																	11/29/16 7 p.m. CT at Norman, Okla. (Lloyd Noble Center)																																																																																																																																																																																																																																																																																																																																																																																																																																																																																																																																																																																																																																																																																																																																																																																																																																																																																																																																																																																																																																																																																																																																																																																																																																																																																																							
Abilene Christian 64 • 2-2																	Northern Colorado 66 • 2-5																																																																																																																																																																																																																																																																																																																																																																																																																																																																																																																																																																																																																																																																																																																																																																																																																																																																																																																																																																																																																																																																																																																																																																																																																																																																																																							
<table><tr><th colspan="2"># # Player</th><th>Total FG-FGA</th><th>3-Ptr FG-FGA</th><th>FT-FTA</th><th colspan="3">Rebounds</th><th>PF</th><th>TP</th><th>A</th><th>TO</th><th>Blk</th><th>Stl</th><th>Min</th></tr><tr><th></th><th></th><th></th><th></th><th></th><th>Off</th><th>Def</th><th>Tot</th><th></th><th></th><th></th><th></th><th></th><th></th><th></th></tr><tr><td>01</td><td>Lewis, Jaren</td><td>f</td><td>4-9</td><td>0-1</td><td>0-2</td><td>3</td><td>9</td><td>12</td><td>2</td><td>8</td><td>1</td><td>2</td><td>0</td><td>1</td><td>33</td></tr><tr><td>23</td><td>Howell, Hayden</td><td>f</td><td>1-5</td><td>0-0</td><td>1-2</td><td>1</td><td>2</td><td>3</td><td>5</td><td>3</td><td>0</td><td>3</td><td>1</td><td>0</td><td>20</td></tr><tr><td>00</td><td>Franklin, Jaylen</td><td>g</td><td>5-11</td><td>0-2</td><td>1-3</td><td>0</td><td>3</td><td>3</td><td>1</td><td>11</td><td>1</td><td>2</td><td>0</td><td>3</td><td>21</td></tr><tr><td>04</td><td>Crnic, Jovan</td><td>g</td><td>3-7</td><td>3-7</td><td>0-0</td><td>1</td><td>2</td><td>3</td><td>3</td><td>9</td><td>1</td><td>4</td><td>0</td><td>2</td><td>23</td></tr><tr><td>11</td><td>Green, Drake</td><td>g</td><td>1-3</td><td>1-3</td><td>1-1</td><td>0</td><td>1</td><td>1</td><td>4</td><td>4</td><td>0</td><td>4</td><td>0</td><td>3</td><td>13</td></tr><tr><td>02</td><td>Maxwell, B.J.</td><td></td><td>1-2</td><td>1-2</td><td>0-0</td><td>0</td><td>2</td><td>2</td><td>3</td><td>3</td><td>0</td><td>0</td><td>1</td><td>0</td><td>5</td></tr><tr><td>03</td><td>Langston, Diamante</td><td></td><td>0-0</td><td>0-0</td><td>0-0</td><td>0</td><td>0</td><td>0</td><td>0</td><td>0</td><td>0</td><td>0</td><td>0</td><td>0</td><td>3</td></tr><tr><td>05</td><td>Ricks, Payten</td><td></td><td>2-4</td><td>0-0</td><td>5-9</td><td>1</td><td>2</td><td>3</td><td>3</td><td>9</td><td>1</td><td>1</td><td>0</td><td>2</td><td>19</td></tr><tr><td>10</td><td>Tripp, Isaiah</td><td></td><td>0-2</td><td>0-0</td><td>0-0</td><td>0</td><td>2</td><td>2</td><td>2</td><td>0</td><td>0</td><td>3</td><td>0</td><td>1</td><td>12</td></tr><tr><td>14</td><td>Lenox, Trey</td><td></td><td>0-2</td><td>0-1</td><td>0-0</td><td>1</td><td>1</td><td>2</td><td>2</td><td>0</td><td>1</td><td>0</td><td>0</td><td>1</td><td>24</td></tr><tr><td>15</td><td>Farquhar, Hayden</td><td></td><td>4-7</td><td>1-4</td><td>0-0</td><td>2</td><td>3</td><td>5</td><td>2</td><td>9</td><td>1</td><td>1</td><td>0</td><td>0</td><td>14</td></tr><tr><td>21</td><td>Friday, Jalone</td><td></td><td>3-5</td><td>1-2</td><td>1-2</td><td>0</td><td>3</td><td>3</td><td>5</td><td>8</td><td>0</td><td>2</td><td>2</td><td>0</td><td>13</td></tr><tr><td colspan="2">Team</td><td></td><td></td><td></td><td></td><td>1</td><td>2</td><td>3</td><td></td><td></td><td></td><td></td><td></td><td></td><td></td></tr><tr><td colspan="2">Totals</td><td></td><td>24-57</td><td>7-22</td><td>9-19</td><td>10</td><td>32</td><td>42</td><td>32</td><td>64</td><td>6</td><td>22</td><td>4</td><td>13</td><td>200</td></tr><tr><td colspan="17">FG % 1st Half: 13-33 39.4% 2nd half: 11-24 45.8% Game: 24-57 42.1%</td><td colspan="17">FG % 1st Half: 13-35 37.1% 2nd half: 13-36 36.1% Game: 26-71 36.6%</td></tr><tr><td colspan="17">3FG % 1st Half: 1-6 16.7% 2nd half: 6-16 37.5% Game: 7-22 31.8%</td><td colspan="17">3FG % 1st Half: 5-18 27.8% 2nd half: 5-15 33.3% Game: 10-33 30.3%</td></tr><tr><td colspan="17">FT % 1st Half: 3-7 42.9% 2nd half: 6-12 50.0% Game: 9-19 47.4%</td><td colspan="17">FT % 1st Half: 3-3 100.0 2nd half: 1-4 25.0% Game: 4-7 57.1%</td></tr><tr><td colspan="17">Deadball Rebounds 5</td><td colspan="17">Deadball Rebounds 3</td></tr><tr><td colspan="17">Oklahoma 72 • 4-1</td><td colspan="17">Oklahoma 87 • 5-1</td></tr><tr><td colspan="17"><table><tr><th colspan="2"># # Player</th><th>Total FG-FGA</th><th>3-Ptr FG-FGA</th><th>FT-FTA</th><th colspan="3">Rebounds</th><th>PF</th><th>TP</th><th>A</th><th>TO</th><th>Blk</th><th>Stl</th><th>Min</th></tr><tr><th></th><th></th><th></th><th></th><th></th><th>Off</th><th>Def</th><th>Tot</th><th></th><th></th><th></th><th></th><th></th><th></th><th></th></tr><tr><td>11</td><td>Doolittle, Kristian</td><td>f</td><td>1-5</td><td>0-2</td><td>7-8</td><td>2</td><td>3</td><td>5</td><td>1</td><td>9</td><td>0</td><td>1</td><td>0</td><td>2</td><td>24</td></tr><tr><td>12</td><td>Lattin, Khadeem</td><td>f</td><td>3-6</td><td>0-0</td><td>3-4</td><td>2</td><td>7</td><td>9</td><td>1</td><td>9</td><td>0</td><td>1</td><td>2</td><td>3</td><td>25</td></tr><tr><td>01</td><td>Odomes, Rashard</td><td>g</td><td>4-8</td><td>0-0</td><td>5-7</td><td>0</td><td>3</td><td>3</td><td>1</td><td>13</td><td>0</td><td>2</td><td>0</td><td>0</td><td>21</td></tr><tr><td>03</td><td>James, Christian</td><td>g</td><td>1-7</td><td>0-2</td><td>2-5</td><td>0</td><td>1</td><td>1</td><td>3</td><td>4</td><td>2</td><td>3</td><td>0</td><td>1</td><td>22</td></tr><tr><td>10</td><td>Woodard, Jordan</td><td>g</td><td>5-12</td><td>2-5</td><td>4-7</td><td>1</td><td>3</td><td>4</td><td>2</td><td>16</td><td>0</td><td>1</td><td>0</td><td>3</td><td>31</td></tr><tr><td>00</td><td>Strong-Moore,Darrion</td><td></td><td>2-4</td><td>1-2</td><td>0-2</td><td>0</td><td>2</td><td>2</td><td>3</td><td>5</td><td>1</td><td>3</td><td>0</td><td>1</td><td>17</td></tr><tr><td>04</td><td>McNeace, Jamuni</td><td></td><td>1-5</td><td>0-0</td><td>3-4</td><td>3</td><td>3</td><td>6</td><td>3</td><td>5</td><td>0</td><td>0</td><td>3</td><td>0</td><td>15</td></tr><tr><td>05</td><td>Freeman, Matt</td><td></td><td>2-5</td><td>0-3</td><td>1-2</td><td>1</td><td>3</td><td>4</td><td>0</td><td>5</td><td>0</td><td>0</td><td>0</td><td>1</td><td>15</td></tr><tr><td>13</td><td>Shepherd, Jordan</td><td></td><td>0-0</td><td>0-0</td><td>0-2</td><td>0</td><td>0</td><td>0</td><td>2</td><td>0</td><td>2</td><td>0</td><td>1</td><td>7</td></tr><tr><td>20</td><td>McGusty, Kameron</td><td></td><td>1-3</td><td>0-0</td><td>4-5</td><td>1</td><td>1</td><td>2</td><td>1</td><td>6</td><td>3</td><td>0</td><td>0</td><td>2</td><td>21</td></tr><tr><td>21</td><td>Buford, Dante</td><td></td><td>0-0</td><td>0-0</td><td>0-0</td><td>0</td><td>0</td><td>0</td><td>0</td><td>0</td><td>0</td><td>0</td><td>0</td><td>0</td><td>2</td></tr><tr><td colspan="2">Team</td><td></td><td></td><td></td><td></td><td>2</td><td>2</td><td>4</td><td></td><td></td><td>1</td><td></td><td></td><td></td><td></td></tr><tr><td colspan="2">Totals</td><td></td><td>20-55</td><td>3-14</td><td>29-46</td><td>12</td><td>28</td><td>40</td><td>17</td><td>72</td><td>6</td><td>14</td><td>5</td><td>14</td><td>200</td></tr><tr><td colspan="17">FG % 1st Half: 7-23 30.4% 2nd half: 13-32 40.6% Game: 20-55 36.4%</td><td colspan="17">FG % 1st Half: 16-30 53.3% 2nd half: 18-33 54.5% Game: 34-63 54.0%</td></tr><tr><td colspan="17">3FG % 1st Half: 1-7 14.3% 2nd half: 2-7 28.6% Game: 3-14 21.4%</td><td colspan="17">3FG % 1st Half: 4-15 26.7% 2nd half: 4-8 50.0% Game: 8-23 34.8%</td></tr><tr><td colspan="17">FT % 1st Half: 11-23 47.8% 2nd half: 18-23 78.3% Game: 29-46 63.0%</td><td colspan="17">FT % 1st Half: 4-9 44.4% 2nd half: 7-12 58.3% Game: 11-21 52.4%</td></tr><tr><td colspan="17">Deadball Rebounds 9</td><td colspan="17">Deadball Rebounds 4</td></tr><tr><td colspan="17">Officials: Paul Janssen, Jeff Malham, Chance Moore</td><td colspan="17">Officials: Mike Stuart, Marques Pettigrew, Brooks Wells</td></tr><tr><td colspan="17">Technical fouls: Abilene Christian-None. Oklahoma-None.</td><td colspan="17">Technical fouls: Northern Colorado-Team. Oklahoma-None.</td></tr><tr><td colspan="17">Attendance: 9303</td><td colspan="17">Attendance: 7579</td></tr><tr><td colspan="17">Est. Attendance: 4,451</td><td colspan="17">Est. Attendance: 3215</td></tr><tr><td colspan="17"><table><tr><th colspan="4">Score by periods</th><th>1st</th><th>2nd</th><th>Total</th><th colspan="10"></th></tr><tr><td colspan="4">Abilene Christian</td><td>30</td><td>34</td><td>64</td><td colspan="10"></td></tr><tr><td colspan="4">Oklahoma</td><td>26</td><td>46</td><td>72</td><td colspan="10"></td></tr></table></td><td colspan="17"><table><tr><th colspan="4">Score by periods</th><th>1st</th><th>2nd</th><th>Total</th><th colspan="10"></th></tr><tr><td colspan="4">Northern Colorado</td><td>34</td><td>32</td><td>66</td><td colspan="10"></td></tr><tr><td colspan="4">Oklahoma</td><td>40</td><td>47</td><td>87</td><td colspan="10"></td></tr></table></td></tr><tr><td colspan="17">Last FG - ACU 2nd-00:01, OU 2nd-01:06.</td><td colspan="17">Last FG - NC 2nd-00:34, OU 2nd-00:17.</td></tr><tr><td colspan="17">Largest lead - ACU by 10 1st-12:36, OU by 13 2nd-01:06.</td><td colspan="17">Largest lead - NC by 1 1st-18:22, OU by 23 2nd-01:45.</td></tr><tr><td colspan="17">ACU led for 18:19. OU led for 16:25. Game was tied for 05:10.</td><td colspan="17">NC led for 00:11. OU led for 38:31. Game was tied for 01:18.</td></tr><tr><td colspan="17">Score tied - 7 times.</td><td colspan="17">Score tied - 0 times.</td></tr><tr><td colspan="17">Lead changed - 5 times.</td><td colspan="17">Lead changed - 2 times.</td></tr></table></td></tr></table>																	# # Player		Total FG-FGA	3-Ptr FG-FGA	FT-FTA	Rebounds			PF	TP	A	TO	Blk	Stl	Min						Off	Def	Tot								01	Lewis, Jaren	f	4-9	0-1	0-2	3	9	12	2	8	1	2	0	1	33	23	Howell, Hayden	f	1-5	0-0	1-2	1	2	3	5	3	0	3	1	0	20	00	Franklin, Jaylen	g	5-11	0-2	1-3	0	3	3	1	11	1	2	0	3	21	04	Crnic, Jovan	g	3-7	3-7	0-0	1	2	3	3	9	1	4	0	2	23	11	Green, Drake	g	1-3	1-3	1-1	0	1	1	4	4	0	4	0	3	13	02	Maxwell, B.J.		1-2	1-2	0-0	0	2	2	3	3	0	0	1	0	5	03	Langston, Diamante		0-0	0-0	0-0	0	0	0	0	0	0	0	0	0	3	05	Ricks, Payten		2-4	0-0	5-9	1	2	3	3	9	1	1	0	2	19	10	Tripp, Isaiah		0-2	0-0	0-0	0	2	2	2	0	0	3	0	1	12	14	Lenox, Trey		0-2	0-1	0-0	1	1	2	2	0	1	0	0	1	24	15	Farquhar, Hayden		4-7	1-4	0-0	2	3	5	2	9	1	1	0	0	14	21	Friday, Jalone		3-5	1-2	1-2	0	3	3	5	8	0	2	2	0	13	Team						1	2	3								Totals			24-57	7-22	9-19	10	32	42	32	64	6	22	4	13	200	FG % 1st Half: 13-33 39.4% 2nd half: 11-24 45.8% Game: 24-57 42.1%																	FG % 1st Half: 13-35 37.1% 2nd half: 13-36 36.1% Game: 26-71 36.6%																	3FG % 1st Half: 1-6 16.7% 2nd half: 6-16 37.5% Game: 7-22 31.8%																	3FG % 1st Half: 5-18 27.8% 2nd half: 5-15 33.3% Game: 10-33 30.3%																	FT % 1st Half: 3-7 42.9% 2nd half: 6-12 50.0% Game: 9-19 47.4%																	FT % 1st Half: 3-3 100.0 2nd half: 1-4 25.0% Game: 4-7 57.1%																	Deadball Rebounds 5																	Deadball Rebounds 3																	Oklahoma 72 • 4-1																	Oklahoma 87 • 5-1																	<table><tr><th colspan="2"># # Player</th><th>Total FG-FGA</th><th>3-Ptr FG-FGA</th><th>FT-FTA</th><th colspan="3">Rebounds</th><th>PF</th><th>TP</th><th>A</th><th>TO</th><th>Blk</th><th>Stl</th><th>Min</th></tr><tr><th></th><th></th><th></th><th></th><th></th><th>Off</th><th>Def</th><th>Tot</th><th></th><th></th><th></th><th></th><th></th><th></th><th></th></tr><tr><td>11</td><td>Doolittle, Kristian</td><td>f</td><td>1-5</td><td>0-2</td><td>7-8</td><td>2</td><td>3</td><td>5</td><td>1</td><td>9</td><td>0</td><td>1</td><td>0</td><td>2</td><td>24</td></tr><tr><td>12</td><td>Lattin, Khadeem</td><td>f</td><td>3-6</td><td>0-0</td><td>3-4</td><td>2</td><td>7</td><td>9</td><td>1</td><td>9</td><td>0</td><td>1</td><td>2</td><td>3</td><td>25</td></tr><tr><td>01</td><td>Odomes, Rashard</td><td>g</td><td>4-8</td><td>0-0</td><td>5-7</td><td>0</td><td>3</td><td>3</td><td>1</td><td>13</td><td>0</td><td>2</td><td>0</td><td>0</td><td>21</td></tr><tr><td>03</td><td>James, Christian</td><td>g</td><td>1-7</td><td>0-2</td><td>2-5</td><td>0</td><td>1</td><td>1</td><td>3</td><td>4</td><td>2</td><td>3</td><td>0</td><td>1</td><td>22</td></tr><tr><td>10</td><td>Woodard, Jordan</td><td>g</td><td>5-12</td><td>2-5</td><td>4-7</td><td>1</td><td>3</td><td>4</td><td>2</td><td>16</td><td>0</td><td>1</td><td>0</td><td>3</td><td>31</td></tr><tr><td>00</td><td>Strong-Moore,Darrion</td><td></td><td>2-4</td><td>1-2</td><td>0-2</td><td>0</td><td>2</td><td>2</td><td>3</td><td>5</td><td>1</td><td>3</td><td>0</td><td>1</td><td>17</td></tr><tr><td>04</td><td>McNeace, Jamuni</td><td></td><td>1-5</td><td>0-0</td><td>3-4</td><td>3</td><td>3</td><td>6</td><td>3</td><td>5</td><td>0</td><td>0</td><td>3</td><td>0</td><td>15</td></tr><tr><td>05</td><td>Freeman, Matt</td><td></td><td>2-5</td><td>0-3</td><td>1-2</td><td>1</td><td>3</td><td>4</td><td>0</td><td>5</td><td>0</td><td>0</td><td>0</td><td>1</td><td>15</td></tr><tr><td>13</td><td>Shepherd, Jordan</td><td></td><td>0-0</td><td>0-0</td><td>0-2</td><td>0</td><td>0</td><td>0</td><td>2</td><td>0</td><td>2</td><td>0</td><td>1</td><td>7</td></tr><tr><td>20</td><td>McGusty, Kameron</td><td></td><td>1-3</td><td>0-0</td><td>4-5</td><td>1</td><td>1</td><td>2</td><td>1</td><td>6</td><td>3</td><td>0</td><td>0</td><td>2</td><td>21</td></tr><tr><td>21</td><td>Buford, Dante</td><td></td><td>0-0</td><td>0-0</td><td>0-0</td><td>0</td><td>0</td><td>0</td><td>0</td><td>0</td><td>0</td><td>0</td><td>0</td><td>0</td><td>2</td></tr><tr><td colspan="2">Team</td><td></td><td></td><td></td><td></td><td>2</td><td>2</td><td>4</td><td></td><td></td><td>1</td><td></td><td></td><td></td><td></td></tr><tr><td colspan="2">Totals</td><td></td><td>20-55</td><td>3-14</td><td>29-46</td><td>12</td><td>28</td><td>40</td><td>17</td><td>72</td><td>6</td><td>14</td><td>5</td><td>14</td><td>200</td></tr><tr><td colspan="17">FG % 1st Half: 7-23 30.4% 2nd half: 13-32 40.6% Game: 20-55 36.4%</td><td colspan="17">FG % 1st Half: 16-30 53.3% 2nd half: 18-33 54.5% Game: 34-63 54.0%</td></tr><tr><td colspan="17">3FG % 1st Half: 1-7 14.3% 2nd half: 2-7 28.6% Game: 3-14 21.4%</td><td colspan="17">3FG % 1st Half: 4-15 26.7% 2nd half: 4-8 50.0% Game: 8-23 34.8%</td></tr><tr><td colspan="17">FT % 1st Half: 11-23 47.8% 2nd half: 18-23 78.3% Game: 29-46 63.0%</td><td colspan="17">FT % 1st Half: 4-9 44.4% 2nd half: 7-12 58.3% Game: 11-21 52.4%</td></tr><tr><td colspan="17">Deadball Rebounds 9</td><td colspan="17">Deadball Rebounds 4</td></tr><tr><td colspan="17">Officials: Paul Janssen, Jeff Malham, Chance Moore</td><td colspan="17">Officials: Mike Stuart, Marques Pettigrew, Brooks Wells</td></tr><tr><td colspan="17">Technical fouls: Abilene Christian-None. Oklahoma-None.</td><td colspan="17">Technical fouls: Northern Colorado-Team. Oklahoma-None.</td></tr><tr><td colspan="17">Attendance: 9303</td><td colspan="17">Attendance: 7579</td></tr><tr><td colspan="17">Est. Attendance: 4,451</td><td colspan="17">Est. Attendance: 3215</td></tr><tr><td colspan="17"><table><tr><th colspan="4">Score by periods</th><th>1st</th><th>2nd</th><th>Total</th><th colspan="10"></th></tr><tr><td colspan="4">Abilene Christian</td><td>30</td><td>34</td><td>64</td><td colspan="10"></td></tr><tr><td colspan="4">Oklahoma</td><td>26</td><td>46</td><td>72</td><td colspan="10"></td></tr></table></td><td colspan="17"><table><tr><th colspan="4">Score by periods</th><th>1st</th><th>2nd</th><th>Total</th><th colspan="10"></th></tr><tr><td colspan="4">Northern Colorado</td><td>34</td><td>32</td><td>66</td><td colspan="10"></td></tr><tr><td colspan="4">Oklahoma</td><td>40</td><td>47</td><td>87</td><td colspan="10"></td></tr></table></td></tr><tr><td colspan="17">Last FG - ACU 2nd-00:01, OU 2nd-01:06.</td><td colspan="17">Last FG - NC 2nd-00:34, OU 2nd-00:17.</td></tr><tr><td colspan="17">Largest lead - ACU by 10 1st-12:36, OU by 13 2nd-01:06.</td><td colspan="17">Largest lead - NC by 1 1st-18:22, OU by 23 2nd-01:45.</td></tr><tr><td colspan="17">ACU led for 18:19. OU led for 16:25. Game was tied for 05:10.</td><td colspan="17">NC led for 00:11. OU led for 38:31. Game was tied for 01:18.</td></tr><tr><td colspan="17">Score tied - 7 times.</td><td colspan="17">Score tied - 0 times.</td></tr><tr><td colspan="17">Lead changed - 5 times.</td><td colspan="17">Lead changed - 2 times.</td></tr></table>																	# # Player		Total FG-FGA	3-Ptr FG-FGA	FT-FTA	Rebounds			PF	TP	A	TO	Blk	Stl	Min						Off	Def	Tot								11	Doolittle, Kristian	f	1-5	0-2	7-8	2	3	5	1	9	0	1	0	2	24	12	Lattin, Khadeem	f	3-6	0-0	3-4	2	7	9	1	9	0	1	2	3	25	01	Odomes, Rashard	g	4-8	0-0	5-7	0	3	3	1	13	0	2	0	0	21	03	James, Christian	g	1-7	0-2	2-5	0	1	1	3	4	2	3	0	1	22	10	Woodard, Jordan	g	5-12	2-5	4-7	1	3	4	2	16	0	1	0	3	31	00	Strong-Moore,Darrion		2-4	1-2	0-2	0	2	2	3	5	1	3	0	1	17	04	McNeace, Jamuni		1-5	0-0	3-4	3	3	6	3	5	0	0	3	0	15	05	Freeman, Matt		2-5	0-3	1-2	1	3	4	0	5	0	0	0	1	15	13	Shepherd, Jordan		0-0	0-0	0-2	0	0	0	2	0	2	0	1	7	20	McGusty, Kameron		1-3	0-0	4-5	1	1	2	1	6	3	0	0	2	21	21	Buford, Dante		0-0	0-0	0-0	0	0	0	0	0	0	0	0	0	2	Team						2	2	4			1					Totals			20-55	3-14	29-46	12	28	40	17	72	6	14	5	14	200	FG % 1st Half: 7-23 30.4% 2nd half: 13-32 40.6% Game: 20-55 36.4%																	FG % 1st Half: 16-30 53.3% 2nd half: 18-33 54.5% Game: 34-63 54.0%																	3FG % 1st Half: 1-7 14.3% 2nd half: 2-7 28.6% Game: 3-14 21.4%																	3FG % 1st Half: 4-15 26.7% 2nd half: 4-8 50.0% Game: 8-23 34.8%																	FT % 1st Half: 11-23 47.8% 2nd half: 18-23 78.3% Game: 29-46 63.0%																	FT % 1st Half: 4-9 44.4% 2nd half: 7-12 58.3% Game: 11-21 52.4%																	Deadball Rebounds 9																	Deadball Rebounds 4																	Officials: Paul Janssen, Jeff Malham, Chance Moore																	Officials: Mike Stuart, Marques Pettigrew, Brooks Wells																	Technical fouls: Abilene Christian-None. Oklahoma-None.																	Technical fouls: Northern Colorado-Team. Oklahoma-None.																	Attendance: 9303																	Attendance: 7579																	Est. Attendance: 4,451																	Est. Attendance: 3215																	<table><tr><th colspan="4">Score by periods</th><th>1st</th><th>2nd</th><th>Total</th><th colspan="10"></th></tr><tr><td colspan="4">Abilene Christian</td><td>30</td><td>34</td><td>64</td><td colspan="10"></td></tr><tr><td colspan="4">Oklahoma</td><td>26</td><td>46</td><td>72</td><td colspan="10"></td></tr></table>																	Score by periods				1st	2nd	Total											Abilene Christian				30	34	64											Oklahoma				26	46	72											<table><tr><th colspan="4">Score by periods</th><th>1st</th><th>2nd</th><th>Total</th><th colspan="10"></th></tr><tr><td colspan="4">Northern Colorado</td><td>34</td><td>32</td><td>66</td><td colspan="10"></td></tr><tr><td colspan="4">Oklahoma</td><td>40</td><td>47</td><td>87</td><td colspan="10"></td></tr></table>																	Score by periods				1st	2nd	Total											Northern Colorado				34	32	66											Oklahoma				40	47	87											Last FG - ACU 2nd-00:01, OU 2nd-01:06.																	Last FG - NC 2nd-00:34, OU 2nd-00:17.																	Largest lead - ACU by 10 1st-12:36, OU by 13 2nd-01:06.																	Largest lead - NC by 1 1st-18:22, OU by 23 2nd-01:45.																	ACU led for 18:19. OU led for 16:25. Game was tied for 05:10.																	NC led for 00:11. OU led for 38:31. Game was tied for 01:18.																	Score tied - 7 times.																	Score tied - 0 times.																	Lead changed - 5 times.																	Lead changed - 2 times.																
# # Player		Total FG-FGA	3-Ptr FG-FGA	FT-FTA	Rebounds			PF	TP	A	TO	Blk	Stl	Min																																																																																																																																																																																																																																																																																																																																																																																																																																																																																																																																																																																																																																																																																																																																																																																																																																																																																																																																																																																																																																																																																																																																																																																																																																																																																																										
					Off	Def	Tot																																																																																																																																																																																																																																																																																																																																																																																																																																																																																																																																																																																																																																																																																																																																																																																																																																																																																																																																																																																																																																																																																																																																																																																																																																																																																																																	
01	Lewis, Jaren	f	4-9	0-1	0-2	3	9	12	2	8	1	2	0	1	33																																																																																																																																																																																																																																																																																																																																																																																																																																																																																																																																																																																																																																																																																																																																																																																																																																																																																																																																																																																																																																																																																																																																																																																																																																																																																																									
23	Howell, Hayden	f	1-5	0-0	1-2	1	2	3	5	3	0	3	1	0	20																																																																																																																																																																																																																																																																																																																																																																																																																																																																																																																																																																																																																																																																																																																																																																																																																																																																																																																																																																																																																																																																																																																																																																																																																																																																																																									
00	Franklin, Jaylen	g	5-11	0-2	1-3	0	3	3	1	11	1	2	0	3	21																																																																																																																																																																																																																																																																																																																																																																																																																																																																																																																																																																																																																																																																																																																																																																																																																																																																																																																																																																																																																																																																																																																																																																																																																																																																																																									
04	Crnic, Jovan	g	3-7	3-7	0-0	1	2	3	3	9	1	4	0	2	23																																																																																																																																																																																																																																																																																																																																																																																																																																																																																																																																																																																																																																																																																																																																																																																																																																																																																																																																																																																																																																																																																																																																																																																																																																																																																																									
11	Green, Drake	g	1-3	1-3	1-1	0	1	1	4	4	0	4	0	3	13																																																																																																																																																																																																																																																																																																																																																																																																																																																																																																																																																																																																																																																																																																																																																																																																																																																																																																																																																																																																																																																																																																																																																																																																																																																																																																									
02	Maxwell, B.J.		1-2	1-2	0-0	0	2	2	3	3	0	0	1	0	5																																																																																																																																																																																																																																																																																																																																																																																																																																																																																																																																																																																																																																																																																																																																																																																																																																																																																																																																																																																																																																																																																																																																																																																																																																																																																																									
03	Langston, Diamante		0-0	0-0	0-0	0	0	0	0	0	0	0	0	0	3																																																																																																																																																																																																																																																																																																																																																																																																																																																																																																																																																																																																																																																																																																																																																																																																																																																																																																																																																																																																																																																																																																																																																																																																																																																																																																									
05	Ricks, Payten		2-4	0-0	5-9	1	2	3	3	9	1	1	0	2	19																																																																																																																																																																																																																																																																																																																																																																																																																																																																																																																																																																																																																																																																																																																																																																																																																																																																																																																																																																																																																																																																																																																																																																																																																																																																																																									
10	Tripp, Isaiah		0-2	0-0	0-0	0	2	2	2	0	0	3	0	1	12																																																																																																																																																																																																																																																																																																																																																																																																																																																																																																																																																																																																																																																																																																																																																																																																																																																																																																																																																																																																																																																																																																																																																																																																																																																																																																									
14	Lenox, Trey		0-2	0-1	0-0	1	1	2	2	0	1	0	0	1	24																																																																																																																																																																																																																																																																																																																																																																																																																																																																																																																																																																																																																																																																																																																																																																																																																																																																																																																																																																																																																																																																																																																																																																																																																																																																																																									
15	Farquhar, Hayden		4-7	1-4	0-0	2	3	5	2	9	1	1	0	0	14																																																																																																																																																																																																																																																																																																																																																																																																																																																																																																																																																																																																																																																																																																																																																																																																																																																																																																																																																																																																																																																																																																																																																																																																																																																																																																									
21	Friday, Jalone		3-5	1-2	1-2	0	3	3	5	8	0	2	2	0	13																																																																																																																																																																																																																																																																																																																																																																																																																																																																																																																																																																																																																																																																																																																																																																																																																																																																																																																																																																																																																																																																																																																																																																																																																																																																																																									
Team						1	2	3																																																																																																																																																																																																																																																																																																																																																																																																																																																																																																																																																																																																																																																																																																																																																																																																																																																																																																																																																																																																																																																																																																																																																																																																																																																																																																																
Totals			24-57	7-22	9-19	10	32	42	32	64	6	22	4	13	200																																																																																																																																																																																																																																																																																																																																																																																																																																																																																																																																																																																																																																																																																																																																																																																																																																																																																																																																																																																																																																																																																																																																																																																																																																																																																																									
FG % 1st Half: 13-33 39.4% 2nd half: 11-24 45.8% Game: 24-57 42.1%																	FG % 1st Half: 13-35 37.1% 2nd half: 13-36 36.1% Game: 26-71 36.6%																																																																																																																																																																																																																																																																																																																																																																																																																																																																																																																																																																																																																																																																																																																																																																																																																																																																																																																																																																																																																																																																																																																																																																																																																																																																																																							
3FG % 1st Half: 1-6 16.7% 2nd half: 6-16 37.5% Game: 7-22 31.8%																	3FG % 1st Half: 5-18 27.8% 2nd half: 5-15 33.3% Game: 10-33 30.3%																																																																																																																																																																																																																																																																																																																																																																																																																																																																																																																																																																																																																																																																																																																																																																																																																																																																																																																																																																																																																																																																																																																																																																																																																																																																																																							
FT % 1st Half: 3-7 42.9% 2nd half: 6-12 50.0% Game: 9-19 47.4%																	FT % 1st Half: 3-3 100.0 2nd half: 1-4 25.0% Game: 4-7 57.1%																																																																																																																																																																																																																																																																																																																																																																																																																																																																																																																																																																																																																																																																																																																																																																																																																																																																																																																																																																																																																																																																																																																																																																																																																																																																																																							
Deadball Rebounds 5																	Deadball Rebounds 3																																																																																																																																																																																																																																																																																																																																																																																																																																																																																																																																																																																																																																																																																																																																																																																																																																																																																																																																																																																																																																																																																																																																																																																																																																																																																																							
Oklahoma 72 • 4-1																	Oklahoma 87 • 5-1																																																																																																																																																																																																																																																																																																																																																																																																																																																																																																																																																																																																																																																																																																																																																																																																																																																																																																																																																																																																																																																																																																																																																																																																																																																																																																							
<table><tr><th colspan="2"># # Player</th><th>Total FG-FGA</th><th>3-Ptr FG-FGA</th><th>FT-FTA</th><th colspan="3">Rebounds</th><th>PF</th><th>TP</th><th>A</th><th>TO</th><th>Blk</th><th>Stl</th><th>Min</th></tr><tr><th></th><th></th><th></th><th></th><th></th><th>Off</th><th>Def</th><th>Tot</th><th></th><th></th><th></th><th></th><th></th><th></th><th></th></tr><tr><td>11</td><td>Doolittle, Kristian</td><td>f</td><td>1-5</td><td>0-2</td><td>7-8</td><td>2</td><td>3</td><td>5</td><td>1</td><td>9</td><td>0</td><td>1</td><td>0</td><td>2</td><td>24</td></tr><tr><td>12</td><td>Lattin, Khadeem</td><td>f</td><td>3-6</td><td>0-0</td><td>3-4</td><td>2</td><td>7</td><td>9</td><td>1</td><td>9</td><td>0</td><td>1</td><td>2</td><td>3</td><td>25</td></tr><tr><td>01</td><td>Odomes, Rashard</td><td>g</td><td>4-8</td><td>0-0</td><td>5-7</td><td>0</td><td>3</td><td>3</td><td>1</td><td>13</td><td>0</td><td>2</td><td>0</td><td>0</td><td>21</td></tr><tr><td>03</td><td>James, Christian</td><td>g</td><td>1-7</td><td>0-2</td><td>2-5</td><td>0</td><td>1</td><td>1</td><td>3</td><td>4</td><td>2</td><td>3</td><td>0</td><td>1</td><td>22</td></tr><tr><td>10</td><td>Woodard, Jordan</td><td>g</td><td>5-12</td><td>2-5</td><td>4-7</td><td>1</td><td>3</td><td>4</td><td>2</td><td>16</td><td>0</td><td>1</td><td>0</td><td>3</td><td>31</td></tr><tr><td>00</td><td>Strong-Moore,Darrion</td><td></td><td>2-4</td><td>1-2</td><td>0-2</td><td>0</td><td>2</td><td>2</td><td>3</td><td>5</td><td>1</td><td>3</td><td>0</td><td>1</td><td>17</td></tr><tr><td>04</td><td>McNeace, Jamuni</td><td></td><td>1-5</td><td>0-0</td><td>3-4</td><td>3</td><td>3</td><td>6</td><td>3</td><td>5</td><td>0</td><td>0</td><td>3</td><td>0</td><td>15</td></tr><tr><td>05</td><td>Freeman, Matt</td><td></td><td>2-5</td><td>0-3</td><td>1-2</td><td>1</td><td>3</td><td>4</td><td>0</td><td>5</td><td>0</td><td>0</td><td>0</td><td>1</td><td>15</td></tr><tr><td>13</td><td>Shepherd, Jordan</td><td></td><td>0-0</td><td>0-0</td><td>0-2</td><td>0</td><td>0</td><td>0</td><td>2</td><td>0</td><td>2</td><td>0</td><td>1</td><td>7</td></tr><tr><td>20</td><td>McGusty, Kameron</td><td></td><td>1-3</td><td>0-0</td><td>4-5</td><td>1</td><td>1</td><td>2</td><td>1</td><td>6</td><td>3</td><td>0</td><td>0</td><td>2</td><td>21</td></tr><tr><td>21</td><td>Buford, Dante</td><td></td><td>0-0</td><td>0-0</td><td>0-0</td><td>0</td><td>0</td><td>0</td><td>0</td><td>0</td><td>0</td><td>0</td><td>0</td><td>0</td><td>2</td></tr><tr><td colspan="2">Team</td><td></td><td></td><td></td><td></td><td>2</td><td>2</td><td>4</td><td></td><td></td><td>1</td><td></td><td></td><td></td><td></td></tr><tr><td colspan="2">Totals</td><td></td><td>20-55</td><td>3-14</td><td>29-46</td><td>12</td><td>28</td><td>40</td><td>17</td><td>72</td><td>6</td><td>14</td><td>5</td><td>14</td><td>200</td></tr><tr><td colspan="17">FG % 1st Half: 7-23 30.4% 2nd half: 13-32 40.6% Game: 20-55 36.4%</td><td colspan="17">FG % 1st Half: 16-30 53.3% 2nd half: 18-33 54.5% Game: 34-63 54.0%</td></tr><tr><td colspan="17">3FG % 1st Half: 1-7 14.3% 2nd half: 2-7 28.6% Game: 3-14 21.4%</td><td colspan="17">3FG % 1st Half: 4-15 26.7% 2nd half: 4-8 50.0% Game: 8-23 34.8%</td></tr><tr><td colspan="17">FT % 1st Half: 11-23 47.8% 2nd half: 18-23 78.3% Game: 29-46 63.0%</td><td colspan="17">FT % 1st Half: 4-9 44.4% 2nd half: 7-12 58.3% Game: 11-21 52.4%</td></tr><tr><td colspan="17">Deadball Rebounds 9</td><td colspan="17">Deadball Rebounds 4</td></tr><tr><td colspan="17">Officials: Paul Janssen, Jeff Malham, Chance Moore</td><td colspan="17">Officials: Mike Stuart, Marques Pettigrew, Brooks Wells</td></tr><tr><td colspan="17">Technical fouls: Abilene Christian-None. Oklahoma-None.</td><td colspan="17">Technical fouls: Northern Colorado-Team. Oklahoma-None.</td></tr><tr><td colspan="17">Attendance: 9303</td><td colspan="17">Attendance: 7579</td></tr><tr><td colspan="17">Est. Attendance: 4,451</td><td colspan="17">Est. Attendance: 3215</td></tr><tr><td colspan="17"><table><tr><th colspan="4">Score by periods</th><th>1st</th><th>2nd</th><th>Total</th><th colspan="10"></th></tr><tr><td colspan="4">Abilene Christian</td><td>30</td><td>34</td><td>64</td><td colspan="10"></td></tr><tr><td colspan="4">Oklahoma</td><td>26</td><td>46</td><td>72</td><td colspan="10"></td></tr></table></td><td colspan="17"><table><tr><th colspan="4">Score by periods</th><th>1st</th><th>2nd</th><th>Total</th><th colspan="10"></th></tr><tr><td colspan="4">Northern Colorado</td><td>34</td><td>32</td><td>66</td><td colspan="10"></td></tr><tr><td colspan="4">Oklahoma</td><td>40</td><td>47</td><td>87</td><td colspan="10"></td></tr></table></td></tr><tr><td colspan="17">Last FG - ACU 2nd-00:01, OU 2nd-01:06.</td><td colspan="17">Last FG - NC 2nd-00:34, OU 2nd-00:17.</td></tr><tr><td colspan="17">Largest lead - ACU by 10 1st-12:36, OU by 13 2nd-01:06.</td><td colspan="17">Largest lead - NC by 1 1st-18:22, OU by 23 2nd-01:45.</td></tr><tr><td colspan="17">ACU led for 18:19. OU led for 16:25. Game was tied for 05:10.</td><td colspan="17">NC led for 00:11. OU led for 38:31. Game was tied for 01:18.</td></tr><tr><td colspan="17">Score tied - 7 times.</td><td colspan="17">Score tied - 0 times.</td></tr><tr><td colspan="17">Lead changed - 5 times.</td><td colspan="17">Lead changed - 2 times.</td></tr></table>																	# # Player		Total FG-FGA	3-Ptr FG-FGA	FT-FTA	Rebounds			PF	TP	A	TO	Blk	Stl	Min						Off	Def	Tot								11	Doolittle, Kristian	f	1-5	0-2	7-8	2	3	5	1	9	0	1	0	2	24	12	Lattin, Khadeem	f	3-6	0-0	3-4	2	7	9	1	9	0	1	2	3	25	01	Odomes, Rashard	g	4-8	0-0	5-7	0	3	3	1	13	0	2	0	0	21	03	James, Christian	g	1-7	0-2	2-5	0	1	1	3	4	2	3	0	1	22	10	Woodard, Jordan	g	5-12	2-5	4-7	1	3	4	2	16	0	1	0	3	31	00	Strong-Moore,Darrion		2-4	1-2	0-2	0	2	2	3	5	1	3	0	1	17	04	McNeace, Jamuni		1-5	0-0	3-4	3	3	6	3	5	0	0	3	0	15	05	Freeman, Matt		2-5	0-3	1-2	1	3	4	0	5	0	0	0	1	15	13	Shepherd, Jordan		0-0	0-0	0-2	0	0	0	2	0	2	0	1	7	20	McGusty, Kameron		1-3	0-0	4-5	1	1	2	1	6	3	0	0	2	21	21	Buford, Dante		0-0	0-0	0-0	0	0	0	0	0	0	0	0	0	2	Team						2	2	4			1					Totals			20-55	3-14	29-46	12	28	40	17	72	6	14	5	14	200	FG % 1st Half: 7-23 30.4% 2nd half: 13-32 40.6% Game: 20-55 36.4%																	FG % 1st Half: 16-30 53.3% 2nd half: 18-33 54.5% Game: 34-63 54.0%																	3FG % 1st Half: 1-7 14.3% 2nd half: 2-7 28.6% Game: 3-14 21.4%																	3FG % 1st Half: 4-15 26.7% 2nd half: 4-8 50.0% Game: 8-23 34.8%																	FT % 1st Half: 11-23 47.8% 2nd half: 18-23 78.3% Game: 29-46 63.0%																	FT % 1st Half: 4-9 44.4% 2nd half: 7-12 58.3% Game: 11-21 52.4%																	Deadball Rebounds 9																	Deadball Rebounds 4																	Officials: Paul Janssen, Jeff Malham, Chance Moore																	Officials: Mike Stuart, Marques Pettigrew, Brooks Wells																	Technical fouls: Abilene Christian-None. Oklahoma-None.																	Technical fouls: Northern Colorado-Team. Oklahoma-None.																	Attendance: 9303																	Attendance: 7579																	Est. Attendance: 4,451																	Est. Attendance: 3215																	<table><tr><th colspan="4">Score by periods</th><th>1st</th><th>2nd</th><th>Total</th><th colspan="10"></th></tr><tr><td colspan="4">Abilene Christian</td><td>30</td><td>34</td><td>64</td><td colspan="10"></td></tr><tr><td colspan="4">Oklahoma</td><td>26</td><td>46</td><td>72</td><td colspan="10"></td></tr></table>																	Score by periods				1st	2nd	Total											Abilene Christian				30	34	64											Oklahoma				26	46	72											<table><tr><th colspan="4">Score by periods</th><th>1st</th><th>2nd</th><th>Total</th><th colspan="10"></th></tr><tr><td colspan="4">Northern Colorado</td><td>34</td><td>32</td><td>66</td><td colspan="10"></td></tr><tr><td colspan="4">Oklahoma</td><td>40</td><td>47</td><td>87</td><td colspan="10"></td></tr></table>																	Score by periods				1st	2nd	Total											Northern Colorado				34	32	66											Oklahoma				40	47	87											Last FG - ACU 2nd-00:01, OU 2nd-01:06.																	Last FG - NC 2nd-00:34, OU 2nd-00:17.																	Largest lead - ACU by 10 1st-12:36, OU by 13 2nd-01:06.																	Largest lead - NC by 1 1st-18:22, OU by 23 2nd-01:45.																	ACU led for 18:19. OU led for 16:25. Game was tied for 05:10.																	NC led for 00:11. OU led for 38:31. Game was tied for 01:18.																	Score tied - 7 times.																	Score tied - 0 times.																	Lead changed - 5 times.																	Lead changed - 2 times.																																																																																																																																																																																																																																																																																																																																																																																																																																																																									
# # Player		Total FG-FGA	3-Ptr FG-FGA	FT-FTA	Rebounds			PF	TP	A	TO	Blk	Stl	Min																																																																																																																																																																																																																																																																																																																																																																																																																																																																																																																																																																																																																																																																																																																																																																																																																																																																																																																																																																																																																																																																																																																																																																																																																																																																																																										
					Off	Def	Tot																																																																																																																																																																																																																																																																																																																																																																																																																																																																																																																																																																																																																																																																																																																																																																																																																																																																																																																																																																																																																																																																																																																																																																																																																																																																																																																	
11	Doolittle, Kristian	f	1-5	0-2	7-8	2	3	5	1	9	0	1	0	2	24																																																																																																																																																																																																																																																																																																																																																																																																																																																																																																																																																																																																																																																																																																																																																																																																																																																																																																																																																																																																																																																																																																																																																																																																																																																																																																									
12	Lattin, Khadeem	f	3-6	0-0	3-4	2	7	9	1	9	0	1	2	3	25																																																																																																																																																																																																																																																																																																																																																																																																																																																																																																																																																																																																																																																																																																																																																																																																																																																																																																																																																																																																																																																																																																																																																																																																																																																																																																									
01	Odomes, Rashard	g	4-8	0-0	5-7	0	3	3	1	13	0	2	0	0	21																																																																																																																																																																																																																																																																																																																																																																																																																																																																																																																																																																																																																																																																																																																																																																																																																																																																																																																																																																																																																																																																																																																																																																																																																																																																																																									
03	James, Christian	g	1-7	0-2	2-5	0	1	1	3	4	2	3	0	1	22																																																																																																																																																																																																																																																																																																																																																																																																																																																																																																																																																																																																																																																																																																																																																																																																																																																																																																																																																																																																																																																																																																																																																																																																																																																																																																									
10	Woodard, Jordan	g	5-12	2-5	4-7	1	3	4	2	16	0	1	0	3	31																																																																																																																																																																																																																																																																																																																																																																																																																																																																																																																																																																																																																																																																																																																																																																																																																																																																																																																																																																																																																																																																																																																																																																																																																																																																																																									
00	Strong-Moore,Darrion		2-4	1-2	0-2	0	2	2	3	5	1	3	0	1	17																																																																																																																																																																																																																																																																																																																																																																																																																																																																																																																																																																																																																																																																																																																																																																																																																																																																																																																																																																																																																																																																																																																																																																																																																																																																																																									
04	McNeace, Jamuni		1-5	0-0	3-4	3	3	6	3	5	0	0	3	0	15																																																																																																																																																																																																																																																																																																																																																																																																																																																																																																																																																																																																																																																																																																																																																																																																																																																																																																																																																																																																																																																																																																																																																																																																																																																																																																									
05	Freeman, Matt		2-5	0-3	1-2	1	3	4	0	5	0	0	0	1	15																																																																																																																																																																																																																																																																																																																																																																																																																																																																																																																																																																																																																																																																																																																																																																																																																																																																																																																																																																																																																																																																																																																																																																																																																																																																																																									
13	Shepherd, Jordan		0-0	0-0	0-2	0	0	0	2	0	2	0	1	7																																																																																																																																																																																																																																																																																																																																																																																																																																																																																																																																																																																																																																																																																																																																																																																																																																																																																																																																																																																																																																																																																																																																																																																																																																																																																																										
20	McGusty, Kameron		1-3	0-0	4-5	1	1	2	1	6	3	0	0	2	21																																																																																																																																																																																																																																																																																																																																																																																																																																																																																																																																																																																																																																																																																																																																																																																																																																																																																																																																																																																																																																																																																																																																																																																																																																																																																																									
21	Buford, Dante		0-0	0-0	0-0	0	0	0	0	0	0	0	0	0	2																																																																																																																																																																																																																																																																																																																																																																																																																																																																																																																																																																																																																																																																																																																																																																																																																																																																																																																																																																																																																																																																																																																																																																																																																																																																																																									
Team						2	2	4			1																																																																																																																																																																																																																																																																																																																																																																																																																																																																																																																																																																																																																																																																																																																																																																																																																																																																																																																																																																																																																																																																																																																																																																																																																																																																																																													
Totals			20-55	3-14	29-46	12	28	40	17	72	6	14	5	14	200																																																																																																																																																																																																																																																																																																																																																																																																																																																																																																																																																																																																																																																																																																																																																																																																																																																																																																																																																																																																																																																																																																																																																																																																																																																																																																									
FG % 1st Half: 7-23 30.4% 2nd half: 13-32 40.6% Game: 20-55 36.4%																	FG % 1st Half: 16-30 53.3% 2nd half: 18-33 54.5% Game: 34-63 54.0%																																																																																																																																																																																																																																																																																																																																																																																																																																																																																																																																																																																																																																																																																																																																																																																																																																																																																																																																																																																																																																																																																																																																																																																																																																																																																																							
3FG % 1st Half: 1-7 14.3% 2nd half: 2-7 28.6% Game: 3-14 21.4%																	3FG % 1st Half: 4-15 26.7% 2nd half: 4-8 50.0% Game: 8-23 34.8%																																																																																																																																																																																																																																																																																																																																																																																																																																																																																																																																																																																																																																																																																																																																																																																																																																																																																																																																																																																																																																																																																																																																																																																																																																																																																																							
FT % 1st Half: 11-23 47.8% 2nd half: 18-23 78.3% Game: 29-46 63.0%																	FT % 1st Half: 4-9 44.4% 2nd half: 7-12 58.3% Game: 11-21 52.4%																																																																																																																																																																																																																																																																																																																																																																																																																																																																																																																																																																																																																																																																																																																																																																																																																																																																																																																																																																																																																																																																																																																																																																																																																																																																																																							
Deadball Rebounds 9																	Deadball Rebounds 4																																																																																																																																																																																																																																																																																																																																																																																																																																																																																																																																																																																																																																																																																																																																																																																																																																																																																																																																																																																																																																																																																																																																																																																																																																																																																																							
Officials: Paul Janssen, Jeff Malham, Chance Moore																	Officials: Mike Stuart, Marques Pettigrew, Brooks Wells																																																																																																																																																																																																																																																																																																																																																																																																																																																																																																																																																																																																																																																																																																																																																																																																																																																																																																																																																																																																																																																																																																																																																																																																																																																																																																							
Technical fouls: Abilene Christian-None. Oklahoma-None.																	Technical fouls: Northern Colorado-Team. Oklahoma-None.																																																																																																																																																																																																																																																																																																																																																																																																																																																																																																																																																																																																																																																																																																																																																																																																																																																																																																																																																																																																																																																																																																																																																																																																																																																																																																							
Attendance: 9303																	Attendance: 7579																																																																																																																																																																																																																																																																																																																																																																																																																																																																																																																																																																																																																																																																																																																																																																																																																																																																																																																																																																																																																																																																																																																																																																																																																																																																																																							
Est. Attendance: 4,451																	Est. Attendance: 3215																																																																																																																																																																																																																																																																																																																																																																																																																																																																																																																																																																																																																																																																																																																																																																																																																																																																																																																																																																																																																																																																																																																																																																																																																																																																																																							
<table><tr><th colspan="4">Score by periods</th><th>1st</th><th>2nd</th><th>Total</th><th colspan="10"></th></tr><tr><td colspan="4">Abilene Christian</td><td>30</td><td>34</td><td>64</td><td colspan="10"></td></tr><tr><td colspan="4">Oklahoma</td><td>26</td><td>46</td><td>72</td><td colspan="10"></td></tr></table>																	Score by periods				1st	2nd	Total											Abilene Christian				30	34	64											Oklahoma				26	46	72											<table><tr><th colspan="4">Score by periods</th><th>1st</th><th>2nd</th><th>Total</th><th colspan="10"></th></tr><tr><td colspan="4">Northern Colorado</td><td>34</td><td>32</td><td>66</td><td colspan="10"></td></tr><tr><td colspan="4">Oklahoma</td><td>40</td><td>47</td><td>87</td><td colspan="10"></td></tr></table>																	Score by periods				1st	2nd	Total											Northern Colorado				34	32	66											Oklahoma				40	47	87																																																																																																																																																																																																																																																																																																																																																																																																																																																																																																																																																																																																																																																																																																																																																																																																																																																																																																																																																																																																																																																																																																																																																																																											
Score by periods				1st	2nd	Total																																																																																																																																																																																																																																																																																																																																																																																																																																																																																																																																																																																																																																																																																																																																																																																																																																																																																																																																																																																																																																																																																																																																																																																																																																																																																																																		
Abilene Christian				30	34	64																																																																																																																																																																																																																																																																																																																																																																																																																																																																																																																																																																																																																																																																																																																																																																																																																																																																																																																																																																																																																																																																																																																																																																																																																																																																																																																		
Oklahoma				26	46	72																																																																																																																																																																																																																																																																																																																																																																																																																																																																																																																																																																																																																																																																																																																																																																																																																																																																																																																																																																																																																																																																																																																																																																																																																																																																																																																		
Score by periods				1st	2nd	Total																																																																																																																																																																																																																																																																																																																																																																																																																																																																																																																																																																																																																																																																																																																																																																																																																																																																																																																																																																																																																																																																																																																																																																																																																																																																																																																		
Northern Colorado				34	32	66																																																																																																																																																																																																																																																																																																																																																																																																																																																																																																																																																																																																																																																																																																																																																																																																																																																																																																																																																																																																																																																																																																																																																																																																																																																																																																																		
Oklahoma				40	47	87																																																																																																																																																																																																																																																																																																																																																																																																																																																																																																																																																																																																																																																																																																																																																																																																																																																																																																																																																																																																																																																																																																																																																																																																																																																																																																																		
Last FG - ACU 2nd-00:01, OU 2nd-01:06.																	Last FG - NC 2nd-00:34, OU 2nd-00:17.																																																																																																																																																																																																																																																																																																																																																																																																																																																																																																																																																																																																																																																																																																																																																																																																																																																																																																																																																																																																																																																																																																																																																																																																																																																																																																							
Largest lead - ACU by 10 1st-12:36, OU by 13 2nd-01:06.																	Largest lead - NC by 1 1st-18:22, OU by 23 2nd-01:45.																																																																																																																																																																																																																																																																																																																																																																																																																																																																																																																																																																																																																																																																																																																																																																																																																																																																																																																																																																																																																																																																																																																																																																																																																																																																																																							
ACU led for 18:19. OU led for 16:25. Game was tied for 05:10.																	NC led for 00:11. OU led for 38:31. Game was tied for 01:18.																																																																																																																																																																																																																																																																																																																																																																																																																																																																																																																																																																																																																																																																																																																																																																																																																																																																																																																																																																																																																																																																																																																																																																																																																																																																																																							
Score tied - 7 times.																	Score tied - 0 times.																																																																																																																																																																																																																																																																																																																																																																																																																																																																																																																																																																																																																																																																																																																																																																																																																																																																																																																																																																																																																																																																																																																																																																																																																																																																																																							
Lead changed - 5 times.																	Lead changed - 2 times.																																																																																																																																																																																																																																																																																																																																																																																																																																																																																																																																																																																																																																																																																																																																																																																																																																																																																																																																																																																																																																																																																																																																																																																																																																																																																																							

2016-17 Oklahoma Men's Basketball
Oklahoma Combined Team Statistics (as of Dec 07, 2016)
All games

RECORD:	OVERALL	HOME	AWAY	NEUTRAL
ALL GAMES	6-2	4-0	0-1	2-1
CONFERENCE	0-0	0-0	0-0	0-0
NON-CONFERENCE	6-2	4-0	0-1	2-1

#	Player	gp-gs	min	avg	Total		3-Point		F-Throw		Rebounds				pf	dq	a	to	blk	stl	pts	avg
					fg-fga	fg%	3fg-fga	3fg%	ft-fa	ft%	off	def	tot	avg								
10	Woodard, Jordan	8-8	233	29.1	41-97	.423	18-43	.419	26-33	.788	6	35	41	5.1	13	0	31	19	1	18	126	15.8
03	James, Christian	8-8	191	23.9	36-69	.522	16-26	.615	8-18	.444	6	27	33	4.1	24	1	15	20	1	8	96	12.0
12	Lattin, Khadeem	8-8	201	25.1	30-52	.577	0-0	.000	27-34	.794	20	31	51	6.4	25	0	5	16	17	15	87	10.9
01	Odomes, Rashard	8-8	180	22.5	31-58	.534	0-3	.000	18-28	.643	3	21	24	3.0	15	0	15	11	1	8	80	10.0
11	Doolittle, Kristian	8-5	177	22.1	21-44	.477	4-8	.500	21-25	.840	16	28	44	5.5	12	1	7	14	0	6	67	8.4
20	McGusty, Kameron	8-0	132	16.5	19-41	.463	7-19	.368	10-12	.833	3	11	14	1.8	5	0	8	10	2	6	55	6.9
05	Freeman, Matt	8-2	109	13.6	15-33	.455	7-20	.350	1-2	.500	4	16	20	2.5	8	0	3	8	2	2	38	4.8
00	Strong-Moore, Darrion	8-0	151	18.9	13-30	.433	5-17	.294	4-7	.571	1	6	7	0.9	14	0	16	13	0	3	35	4.4
04	McNeace, Jamuni	8-0	108	13.5	10-18	.556	0-0	.000	4-10	.400	9	28	37	4.6	17	1	1	4	13	1	24	3.0
13	Shepherd, Jordan	8-0	78	9.8	9-17	.529	3-7	.429	3-6	.500	0	3	3	0.4	7	0	11	6	2	6	24	3.0
21	Buford, Dante	5-1	36	7.2	3-8	.375	2-5	.400	2-3	.667	1	4	5	1.0	4	0	1	0	1	0	10	2.0
25	Cole, C.J.	6-0	17	2.8	1-2	.500	0-0	.000	0-2	.000	2	1	3	0.5	2	0	1	0	0	0	2	0.3
40	Anderson, Richard	2-0	5	2.5	0-0	.000	0-0	.000	0-0	.000	0	0	0	0.0	0	0	0	0	0	0	0	0.0
22	Harper, Daniel	1-0	2	2.0	0-1	.000	0-0	.000	0-0	.000	0	1	1	1.0	0	0	1	1	0	0	0	0.0
30	Thorpe, Marshall	2-0	5	2.5	0-1	.000	0-0	.000	0-0	.000	2	1	3	1.5	2	0	0	1	1	1	0	0.0
Team											8	19	27					1				
Total.....		8	1625		229-471	.486	62-148	.419	124-180	.689	81	232	313	39.1	148	3	115	124	41	74	644	80.5
Opponents.....		8	1626		199-500	.398	73-198	.369	83-137	.606	90	189	279	34.9	142	-	99	124	26	63	554	69.2

TEAM STATISTICS	OU	OPP
SCORING	644	554
Points per game	80.5	69.2
Scoring margin	+11.3	-
FIELD GOALS-ATT	229-471	199-500
Field goal pct	.486	.398
3 POINT FG-ATT	62-148	73-198
3-point FG pct	.419	.369
3-pt FG made per game	7.8	9.1
FREE THROWS-ATT	124-180	83-137
Free throw pct	.689	.606
F-Throws made per game	15.5	10.4
REBOUNDS	313	279
Rebounds per game	39.1	34.9
Rebounding margin	+4.3	-
ASSISTS	115	99
Assists per game	14.4	12.4
TURNOVERS	124	124
Turnovers per game	15.5	15.5
Turnover margin	+0.0	-
Assist/turnover ratio	0.9	0.8
STEALS	74	63
Steals per game	9.3	7.9
BLOCKS	41	26
Blocks per game	5.1	3.3
ATTENDANCE	33372	17278
Home games-Avg/Game	4-8343	1-17278
Neutral site-Avg/Game	-	3-0

Date	Opponent		Score	Att.
11/13/16	NORTHWESTERN STATE	W	97-61	8456
11/17/16	vs Tulane	W	89-70	0
11/18/16	vs Northern Iowa	Lot	67-73	0
11/20/16	vs Clemson	W	70-64	0
11/25/16	ABILENE CHRISTIAN	W	72-64	9303
11/29/16	NORTHERN COLORADO	W	87-66	7579
12/03/16	at Wisconsin	L	70-90	17278
12/7/16	ORAL ROBERTS	W	92-66	8034

* = Conference game

Score by Periods	1st	2nd	OT	Totals
Oklahoma	299	337	8	644
Opponents	231	309	14	554

OKLAHOMA NUMERICAL ROSTER

No.	Name	Pos.	Cl.	Ht.	Wt.	Hometown (Last School)
0	Darrion Strong-Moore	G	Jr.	6-1	180	Chicago, Ill. (Coffeyville Community College [Kan.])
1	Rashard Odomes*	G	So.	6-6	212	Copperas Cove, Texas (Copperas Cove HS)
3	Christian James*	G	So.	6-4	218	Houston, Texas (Bellaire HS)
4	Jamuni McNeace*	C	So.-RS	6-10	215	Kankakee, Ill. (Allen HS)
5	Matt Freeman	F	Fr.-RS	6-10	224	Auckland, New Zealand (Westlake Boys HS)
10	Jordan Woodard***	G	Sr.	6-0	187	Arcadia, Okla. (Edmond Memorial HS)
11	Kristian Doolittle	F	Fr.	6-7	236	Edmond, Okla. (Edmond Memorial HS)
12	Khadeem Lattin**	F	Jr.	6-9	212	Houston, Texas (Redemption Christian Home School Academy)
13	Jordan Shepherd	G	Fr.	6-2	180	Asheville, N.C. (Asheville Christian Academy)
15	Grant Quinn^	G	Fr.	6-4	185	Argyle, Texas (Liberty Christian HS)
20	Kameron McGusty	G	Fr.	6-5	191	Katy, Texas (Sunrise Christian Academy [Kan.])
21	Dante Buford*	F	So.-RS	6-7	221	Greenville, S.C. (Arlington Country Day School [Fla.])
22	Daniel Harper***^	G	Sr.	6-1	190	Norman, Okla. (Norman HS)
25	C.J. Cole***	F	Sr.	6-7	245	Sperry, Okla. (Sperry HS)
30	Marshall Thorpe^	F	Fr.-RS	6-9	235	Tulsa, Okla. (Bishop Kelley HS)
40	Richard Anderson^	G	Fr.	6-2	180	Midwest City, Okla. (Midwest City HS)

OKLAHOMA ALPHABETICAL ROSTER

No.	Name	Pos.	Cl.	Ht.	Wt.	Hometown (Last School)
40	Richard Anderson^	G	Fr.	6-2	180	Midwest City, Okla. (Midwest City HS)
21	Dante Buford*	F	So.-RS	6-7	221	Greenville, S.C. (Arlington Country Day School [Fla.])
25	C.J. Cole***	F	Sr.	6-7	245	Sperry, Okla. (Sperry HS)
11	Kristian Doolittle	F	Fr.	6-7	236	Edmond, Okla. (Edmond Memorial HS)
5	Matt Freeman	F	Fr.-RS	6-10	224	Auckland, New Zealand (Westlake Boys HS)
22	Daniel Harper***^	G	Sr.	6-1	190	Norman, Okla. (Norman HS)
3	Christian James*	G	So.	6-4	218	Houston, Texas (Bellaire HS)
12	Khadeem Lattin**	F	Jr.	6-9	212	Houston, Texas (Redemption Christian Home School Academy)
20	Kameron McGusty	G	Fr.	6-5	191	Katy, Texas (Sunrise Christian Academy [Kan.])
4	Jamuni McNeace*	C	So.-RS	6-10	215	Kankakee, Ill. (Allen HS)
1	Rashard Odomes*	G	So.	6-6	212	Copperas Cove, Texas (Copperas Cove HS)
15	Grant Quinn^	G	Fr.	6-4	185	Argyle, Texas (Liberty Christian HS)
13	Jordan Shepherd	G	Fr.	6-2	180	Asheville, N.C. (Asheville Christian Academy)
0	Darrion Strong-Moore	G	Jr.	6-1	180	Chicago, Ill. (Coffeyville Community College [Kan.])
30	Marshall Thorpe^	F	Fr.-RS	6-9	235	Tulsa, Okla. (Bishop Kelley HS)
10	Jordan Woodard***	G	Sr.	6-0	187	Arcadia, Okla. (Edmond Memorial HS)

* Letters earned at Oklahoma

^ Walk-on

STAFF

Head Coach: Lon Kruger (Kansas State '75)

Associate Head Coach: Chris Crutchfield (Nebraska-Omaha '92)

Assistant Coach: Carlan Hartman (Tulane '94)

Assistant Coach: Kevin Kruger (Arizona State '06)

Director of Operations: Mike Shepherd (Kansas State '92)

Strength and Performance Coach: Bryce Daub (Central Washington '08)

Athletics Trainer: Alex Brown (Appalachian State '79)

Video Coordinator: Will Saxon (Oklahoma '15)

PRONUNCIATION GUIDE

Khadeem Lattin: kuh-DEEM LAT-tin

Jamuni McNeace: juh-MUN-ee mick-NEESE

Rashard Odomes: ruh-SHARD

Darrion Strong-Moore: DARE-ee-on